




Club Health Assessment for District 6 NE through January 2026

			Status	Membership						Reports				Finance	LCIF	
Club Number	Club Name	Charter Date	Times in Status Quo in Past 2 Years	Current Member Count **	YTD Members Added	YTD Members Dropped	YTD Net Growth% ***	Member Count 1 Year Ago	Dropped Members Avg.Length of Service	Months Since Membership Update	Current Officers Reported ****	Current President Repeated Term	VP Reported *****	Last Date Reported Service (mm/yyyy)	Account Balance	YTD Donations
Clubs less than two years old																
172359	Gill Tri	06/19/2024	Active	21	0	0	0.00%	21		19	Y	3	N	12/2025		
Clubs more than two years old																
3473	AKRON	02/16/1954	Active	53	1	2	-1.85%	54	30	0	Y		N	12/2025		\$1,350.00
3438	BERTHOUD	04/05/1948	Active	18	1	4	-14.29%	20	4	2	N	3	R	12/2025		
	Exc Award (06/30/2023)															
29081	BRUSH	04/24/1974	Active	19	0	1	-5.00%	25	1	0	Y		N	12/2025		
	Exc Award (06/30/2018, 06/30/2022)															
3445	ESTES PARK	10/23/1940	Active	6	1	5	-40.00%	12	23	1	Y	2		12/2025		
3447	FORT COLLINS	05/08/1920	Active	41	13	5	24.24%	47	11	0	Y	2	N	01/2026		
	Exc Award (06/30/2024)															
3448	FORT COLLINS POWDRE VALLEY	03/23/1965	Active	13	0	0	0.00%	13		3	Y	7	R	12/2025		
3449	FORT LUPTON	01/22/1953	Active	3	0	0	0.00%	5		10	N	None		12/2025		
3480	FORT MORGAN	01/27/1922	Active	33	2	3	-2.94%	38	4	0	Y	5	N	01/2026		
3452	GILL	02/21/1955	Active(1)	113	1	1	0.00%	113	37	4	Y	8	N	12/2025		\$170.00
	Exc Award (06/30/2021, 06/30/2022, 06/30/2023, 06/30/2024)															
148516	Gill Millennials	10/19/2021	Active	29	0	0	0.00%	29		3	Y	3	N	12/2025		
	Exc Award (06/30/2023, 06/30/2024)															
3453	GREELEY	01/18/1937	Active	10	0	1	-9.09%	14	18	1	Y	3	N	12/2025		
3483	HAXTUN	02/18/1954	Active	37	2	4	-5.13%	44	20	0	Y			12/2025		
3484	HOLYOKE	08/20/1942	Active	32	2	0	6.67%	30		0	Y		N	01/2026		\$100.00
	Exc Award (06/30/2023)															
115738	HUDSON-KEENESBURG	01/06/2012	Active	11	0	0	0.00%	11		19	N	None		12/2025		
3456	KERSEY	09/15/1953	Active	27	6	2	17.39%	22	1	0	Y	3	R	12/2025		
3488	KIRK	04/21/1953	Active	11	5	6	-8.33%	17	14	1	N			12/2025		
3459	LA SALLE	12/09/1940	Active	5	0	0	0.00%	5		18	Y	5		12/2025		
3461	LONGMONT COLUMBINE	01/07/1963	Active	18	0	1	-5.26%	22	22	3	Y		N	12/2025		
3463	LOVELAND	05/25/1920	Active	61	2	8	-8.96%	69	6	0	Y		N	01/2026		\$20.00



Club Health Assessment for District 6 NE through January 2026

			Status	Membership					Reports				Finance	LCIF		
Club Number	Club Name	Charter Date	Times in Status Quo in Past 2 Years	Current Member Count **	YTD Members Added	YTD Members Dropped	YTD Net Growth% ***	Member Count 1 Year Ago	Dropped Members Avg.Length of Service	Months Since Membership Update	Current Officers Reported ****	Current President Repeated Term	VP Reported *****	Last Date Reported Service (mm/yyyy)	Account Balance	YTD Donations
Exc Award (06/30/2018, 06/30/2022, 06/30/2023, 06/30/2024)																
99945	LOVELAND DOWNTOWN	07/24/2007	Active	15	2	0	15.38%	14		3	Y			12/2025		
Exc Award (06/30/2021, 06/30/2023)																
3464	LYONS	05/31/1946	Active	17	2	4	-10.53%	19	28	0	Y	11	R	12/2025		
3465	MILLIKEN JOHNSTOWN	06/01/1949	Active	13	1	0	8.33%	12		4	Y	3		12/2025		
31004	MTN LIONS OF RED FEATHER LAKE	06/30/1975	Active	9	2	0	28.57%	7		1	N	3		12/2025		\$200.00
59856	NEW RAYMER PRAIRIE	07/16/1997	Active(1)	22	0	5	-18.52%	27	8	0	Y	3		12/2025		
3495	PEETZ	03/17/1949	Active	24	0	0	0.00%	24		3	N	6		12/2025		
3467	PLATTEVILLE	05/27/1949	Active	6	0	1	-14.29%	7	4	4	N		N	12/2025		
3468	ROGGEN	09/21/1951	Active	3	0	0	0.00%	3		12	N	None		12/2025		
3499	STERLING	06/22/1920	Active	51	0	7	-12.07%	67	17	1	Y		N	12/2025		
Exc Award (06/30/2024)																
3469	TRI TOWN	12/01/1938	Active(1)	8	0	0	0.00%	9		11	N	None		12/2025		
3503	WOODLIN	02/16/1961	Active	17	0	1	-5.56%	19	41	2	Y			12/2025		
3504	WRAY	05/14/1953	Active	15	0	0	0.00%	15		14	Y	6	R	12/2025		\$50.00
3505	YUMA	12/08/1947	Active	14	0	0	0.00%	14		0	Y		N	01/2026		\$500.00
Exc Award (06/30/2023)																


Clubs Cancelled Previous Fiscal Year – Clubs Cancelled within last 12 months may be reinstated

Club Number	Club Name	Charter Date	Current Status*	Cancellation Date
3437	HIGHLAND L C	08/15/1938	Cancelled(8*)	12/30/2024
128262	Longmont Himalayas	07/15/2016	Cancelled(8*)	12/30/2024
3471	WINDSOR	04/07/1936	Cancelled(8*)	12/30/2024

Current Total Clubs Count	YTD New Clubs Count	YTD Cancelled Clubs Count	YTD Net Club Gain	Current Total Members Count	YTD Add	YTD Drop	YTD Net Growth	YTD Net Growth %	Member Count 12 Months Ago	Average Member Count Per Club	% of Clubs with less than 20 members	% No Officer Report in 12 Months	% of Clubs with balance 90+ days	Number of Clubs in Status Quo	% Status Quo Clubs in Financial Suspension	Number of Cancelled Clubs	Average Cancelled Club Age	Members Lost Due to Cancellation	% of Clubs Cancelled for Non-Financial Reasons
33	0	0	0	775	43	61	-18	-2.27%	848	23	61%	3%	0%	0	0%	0	0	0	0%



Club Health Assessment for District 6 NE through January 2026

																
Club Number	Club Name	Charter Date	Status	Membership					Reports				Finance	LCIF		
			Times in Status Quo in Past 2 Years	Current Member Count **	YTD Members Added	YTD Members Dropped	YTD Net Growth% ***	Member Count 1 Year Ago	Dropped Members Avg.Length of Service	Months Since Membership Update	Current Officers Reported ****	Current President Repeated Term	VP Reported *****	Last Date Reported Service (mm/yyyy)	Account Balance	YTD Donations

* - P - Priority Club. Cancellation Reasons: 1-Objectives/conduct, 2-Non-active club, 5-Non-existing club, 6-Disbanding, 7-Merger, 8-Financial Suspension, 9-District/Multiple District Dues.

** Red denotes below 15 active members.

*** Red denotes 20% + loss.

**** Y - all 3 (President, Secretary, Treasurer) club officers reported, N - not all 3 reported.

***** Abbreviation: N-New, IP-Immediate Past, R-Repeat.



Club Health Assessment for District 6 C through January 2026

			Status	Membership						Reports				Finance	LCIF	
Club Number	Club Name	Charter Date	Times in Status Quo in Past 2 Years	Current Member Count **	YTD Members Added	YTD Members Dropped	YTD Net Growth% ***	Member Count 1 Year Ago	Dropped Members Avg.Length of Service	Months Since Membership Update	Current Officers Reported ****	Current President Repeated Term	VP Reported *****	Last Date Reported Service (mm/yyyy)	Account Balance	YTD Donations
Clubs less than two years old																
182669	Denver High Tech	06/18/2025	Active	2	0	22	-91.67%	0	1	0	N	None		11/2025		
Clubs more than two years old																
3506	ADAMS CENTENNIAL	03/03/1959	Active	5	0	0	0.00%	5		20	Y	17		07/2025		\$50.00
3507	ARVADA	03/27/1946	Active	14	4	2	16.67%	13	1	1	Y			12/2025		\$370.00
	Exc Award (06/30/2024)															
3508	AURORA	06/03/1949	Cancelled(8*)	0	0	5	-100.00%	5	18	43	N	None		07/2023	90+ Days	
30556	BENNETT WATKINS	04/29/1975	Active	6	0	0	0.00%	6		9	N	None		06/2024		
	Exc Award (06/30/2016)															
3511	BROOMFIELD	11/02/1953	Active	19	1	1	0.00%	19	25	6	Y	3		07/2023		
3519	CENTENNIAL AIRPORT	09/17/1964	Active	25	1	3	-7.41%	28	4	2	Y		N	09/2025		\$2,885.00
	Exc Award (06/30/2023)															
109060	CHATFIELD	08/11/2010	Active	11	0	0	0.00%	11		11	Y	2		09/2025		\$1,295.30
	Exc Award (06/30/2018, 06/30/2021)															
111091	COLORADO ROCKY MOUNTAIN CYBER	05/17/2011	Active(1)	109	2	0	1.87%	105		3	Y	2	N	06/2025		
3515	DENVER	06/26/1917	Active	73	6	3	4.29%	71	27	1	Y		N	09/2024	90+ Days	\$1,100.00
127776	Denver Central Park	06/08/2016	Active(2)	6	0	2	-25.00%	9	2	0	N	4		03/2024		\$50.00
47760	DENVER FIVE POINTS	10/13/1987	Active	37	0	3	-7.50%	42	13	1	Y	2	R	11/2025		
	Exc Award (06/30/2018)															
3523	DOUGLAS COUNTY	07/26/1922	Active	7	1	0	16.67%	6		3	Y	4		07/2025		
3524	ENGLEWOOD	05/05/1926	Active	13	1	0	8.33%	12		4	Y	5		01/2026	90+ Days	\$1,000.00
3525	GOLDEN	12/28/1942	Active	50	8	4	8.70%	39	16	0	Y			12/2025		\$625.41
	Exc Award (06/30/2018, 06/30/2024)															
58345	HIGHLANDS RANCH	05/28/1996	Active	15	2	1	7.14%	17	0	5	Y	2	R	08/2024		\$700.00
	Exc Award (06/30/2018)															
3526	IDAHO SPRINGS	10/02/1952	Active	19	5	3	11.76%	17	18	1	Y	2	R	01/2026	90+ Days	\$2,100.00
3527	KIOWA	02/17/1947	Active	9	0	1	-10.00%	10	8	0	Y	5		08/2023		
3457	LAFAYETTE	06/21/1921	Active	14	0	0	0.00%	14		20	Y		N	01/2026		\$100.00
	Exc Award (06/30/2024)															



Club Health Assessment for District 6 C through January 2026

			Status	Membership						Reports				Finance	LCIF	
Club Number	Club Name	Charter Date	Times in Status Quo in Past 2 Years	Current Member Count **	YTD Members Added	YTD Members Dropped	YTD Net Growth% ***	Member Count 1 Year Ago	Dropped Members Avg.Length of Service	Months Since Membership Update	Current Officers Reported ****	Current President Repeated Term	VP Reported *****	Last Date Reported Service (mm/yyyy)	Account Balance	YTD Donations
3532	LITTLETON	05/03/1949	Active(1)	11	1	2	-8.33%	12	8	6	Y		N	07/2023		
3462	LOUISVILLE	05/27/1931	Active	11	0	0	0.00%	11		8	Y		N	01/2026		
3466	NEDERLAND	06/23/1948	Active	13	2	1	8.33%	13	34	4	Y	13	R	12/2025		
Exc Award (06/30/2018, 06/30/2022, 06/30/2023)																
3535	PLEASANT VIEW	03/22/1956	Active(2)	6	0	0	0.00%	6		30	Y	2	R	07/2023		
3540	THORNTON	08/23/1956	Active	6	0	2	-25.00%	8	14	1	Y		IP	01/2026		\$100.00
Exc Award (06/30/2022)																

Clubs Cancelled Previous Fiscal Year – Clubs Cancelled within last 12 months may be reinstated

Club Number	Club Name	Charter Date	Current Status*	Cancellation Date
43598	DENVER PARK HILL	03/12/1984	Cancelled(8*)	12/30/2024
52462	PARKER SUNRISE	02/03/1992	Cancelled(8*)	06/29/2025

Current Total Clubs Count	YTD New Clubs Count	YTD Cancelled Clubs Count	YTD Net Club Gain	Current Total Members Count	YTD Add	YTD Drop	YTD Net Growth	YTD Net Growth %	Member Count 12 Months Ago	Average Member Count Per Club	% of Clubs with less than 20 members	% No Officer Report in 12 Months	% of Clubs with balance 90+ days	Number of Clubs in Status Quo	% Status Quo Clubs in Financial Suspension	Number of Cancelled Clubs	Average Cancelled Club Age	Members Lost Due to Cancellation	% of Clubs Cancelled for Non-Financial Reasons
23	0	1	-1	481	34	55	-21	-4.18%	479	21	78%	0%	13%	0	0%	1	151	5	-200%

* - P - Priority Club. Cancellation Reasons: 1-Objectives/conduct, 2-Non-active club, 5-Non-existing club, 6-Disbanding, 7-Merger, 8-Financial Suspension, 9-District/Multiple District Dues.

** Red denotes below 15 active members.

*** Red denotes 20% + loss.

**** Y - all 3 (President, Secretary, Treasurer) club officers reported, N - not all 3 reported.

***** Abbreviation: N-New, IP-Immediate Past, R-Repeat.



Club Health Assessment for District 6 SE through January 2026

			Status	Membership					Reports				Finance	LCIF		
Club Number	Club Name	Charter Date	Times in Status Quo in Past 2 Years	Current Member Count **	YTD Members Added	YTD Members Dropped	YTD Net Growth% ***	Member Count 1 Year Ago	Dropped Members Avg.Length of Service	Months Since Membership Update	Current Officers Reported ****	Current President Repeated Term	VP Reported *****	Last Date Reported Service (mm/yyyy)	Account Balance	YTD Donations
Clubs more than two years old																
3545	AVONDALE VINELAND	03/02/1954	Active	10	0	0	0.00%	10		8	Y	3	N	10/2024		
3546	CALHAN	08/21/1939	Active	36	0	2	-5.26%	44	54	1	Y	2	R	01/2026		\$300.00
	Exc Award (06/30/2017, 06/30/2018)															
3547	CANON CITY NOON	11/22/1921	Active	27	1	2	-3.57%	36	2	1	N			08/2025		\$700.00
	Exc Award (06/30/2017, 06/30/2018)															
3550	COLORADO CITY-RYE L C	11/07/1967	Active	14	2	6	-22.22%	15	8	1	N		N	10/2025		\$100.00
3551	COLORADO SPRINGS DOWNTOWN	02/20/1922	Active	35	1	0	2.94%	35		3	Y	2	N	12/2024		
3569	COLORADO SPRINGS NOB HILL	11/29/1951	Active	18	0	1	-5.26%	17	1	1	Y	2		09/2017		
3555	COLORADO SPRINGS SECURITY	01/30/1957	Active	16	0	0	0.00%	16		7	Y		IP	08/2017		
97106	COTOPAXI	05/09/2006	Active	26	0	0	0.00%	25		7	Y	5	R	06/2025		
116090	EL PASO COUNTY TRI-LAKES	02/16/2012	Active	19	0	3	-13.64%	22	11	1	Y	3	R	08/2023		\$500.00
3479	FLAGLER	09/13/1939	Active	10	0	2	-16.67%	11	1	1	Y	4	R	07/2024		
50918	FLORENCE	09/10/1990	Active	5	0	2	-28.57%	8	7	6	Y	7	R	11/2011		
46696	HUGO	12/01/1986	Active	8	0	2	-20.00%	11	10	6	Y	7	R	07/2025		
3563	LAMAR	08/02/1921	Active	22	2	4	-8.33%	22	13	0	Y			12/2025		\$2,000.00
3565	LAS ANIMAS	10/12/1921	Active	9	0	1	-10.00%	12	2	1	Y			08/2024		
3572	PUEBLO CHARTER	06/01/1917	Active	35	1	0	2.94%	34		1	Y	2	R	12/2025		\$540.00
3576	ROCKY FORD	07/09/1920	Active	30	0	2	-6.25%	32	26	6	Y		N	08/2023	90+ Days	
3579	SPRINGFIELD	10/20/1939	Active	18	3	1	12.50%	17	2	0	N	None	N	10/2023	90+ Days	
3580	SWINK	03/06/1969	Active	32	6	1	18.52%	25	28	0	Y		R	12/2024	90+ Days	
3583	WILEY	03/10/1952	Active	18	0	1	-5.26%	18	1	2	Y		N	01/2026		
108439	WOODLAND PARK PIKES PEAK	05/24/2010	Active	17	2	1	6.25%	18	2	3	Y	3		07/2024		\$1,000.00
	Exc Award (06/30/2024)															

Clubs Cancelled Previous Fiscal Year – Clubs Cancelled within last 12 months may be reinstated

Club Number	Club Name	Charter Date	Current Status*	Cancellation Date
108762	LIMON	06/23/2010	Cancelled(6*)	10/29/2024



Club Health Assessment for District 6 SE through January 2026

			Status		Membership						Reports				Finance		LCIF	
Club Number	Club Name	Charter Date	Times in Status Quo in Past 2 Years	Current Member Count **	YTD Members Added	YTD Members Dropped	YTD Net Growth***	Member Count 1 Year Ago	Dropped Members Avg.Length of Service	Months Since Membership Update	Current Officers Reported ****	Current President Repeated Term	VP Reported *****	Last Date Reported Service (mm/yyyy)	Account Balance	YTD Donations		
3570	OLNEY SPRINGS	12/06/1951	Cancelled(8*)		06/29/2025													
Current Total Clubs Count	YTD New Clubs Count	YTD Cancelled Clubs Count	YTD Net Club Gain	Current Total Members Count	YTD Add	YTD Drop	YTD Net Growth %	Member Count 12 Months Ago	Average Member Count Per Club	% of Clubs with less than 20 members	% No Officer Report in 12 Months	% of Clubs with balance 90+ days	Number of Clubs in Status Quo	% Status Quo Clubs in Financial Suspension	Number of Cancelled Clubs	Average Cancelled Club Age	Members Lost Due to Cancellation	% of Clubs Cancelled for Non-Financial Reasons
20	0	0	0	405	18	31	-13	-3.11%	428	20	60%	0%	15%	0	0%	0	0	0

* - P - Priority Club. Cancellation Reasons: 1-Objectives/conduct, 2-Non-active club, 5-Non-existing club, 6-Disbanding, 7-Merger, 8-Financial Suspension, 9-District/Multiple District Dues.

** Red denotes below 15 active members.

*** Red denotes 20% + loss.

**** Y - all 3 (President, Secretary, Treasurer) club officers reported, N - not all 3 reported.

***** Abbreviation: N-New, IP-Immediate Past, R-Repeat.




Club Health Assessment for District 6 W through January 2026

			Status	Membership						Reports				Finance		LCIF
Club Number	Club Name	Charter Date	Times in Status Quo in Past 2 Years	Current Member Count **	YTD Members Added	YTD Members Dropped	YTD Net Growth% ***	Member Count 1 Year Ago	Dropped Members Avg.Length of Service	Months Since Membership Update	Current Officers Reported ****	Current President Repeated Term	VP Reported *****	Last Date Reported Service (mm/yyyy)	Account Balance	YTD Donations
Clubs more than two years old																
3586	BASALT	05/13/1957	Active	21	0	2	-8.70%	23	11	0	Y		N	01/2026		
	Exc Award (06/30/2022)															
3588	BAYFIELD	01/29/1953	Active	17	2	0	13.33%	16		5	Y	3	N	12/2024	90+ Days	
	Exc Award (06/30/2022)															
3591	CLIFTON	05/01/1939	Active	15	0	2	-11.76%	16	1	0	Y		N	12/2025		\$300.00
	Exc Award (06/30/2020)															
3592	COLLBRAN	03/24/1959	Active	7	0	0	0.00%	8		7	Y	9		12/2025		\$100.00
3593	CORTEZ	06/02/1942	Active	6	0	0	0.00%	6		18	Y	5		12/2025		
3594	CRAIG	12/01/1922	Active	5	0	2	-28.57%	8	42	0	N	13		08/2023		
3596	DELTA	11/11/1921	Active	8	0	1	-11.11%	11	5	4	Y			10/2025		
3597	DURANGO	10/31/1928	Active	8	0	0	0.00%	9		9	N	7	R	01/2025		
3598	EAGLE	08/26/1938	Active	10	0	2	-16.67%	12	4	2	Y	2		01/2026		
	Exc Award (06/30/2019, 06/30/2021, 06/30/2022)															
39516	FRASER RIVER VALLEY L C	03/16/1981	Active	104	10	7	2.97%	100	13	0	Y			09/2025		
	Exc Award (06/30/2020)															
3599	FRUITA	02/10/1957	Active	22	6	3	15.79%	19	23	0	Y	2		12/2025		
	Exc Award (06/30/2021, 06/30/2025)															
3601	GLENWOOD SPRINGS	12/01/1921	Active	21	0	1	-4.55%	22	9	1	N			01/2026		
	Exc Award (06/30/2018, 06/30/2022)															
3602	GRAND JUNCTION	10/28/1921	Active	93	12	6	6.90%	89	5	1	Y		N	10/2025		
	Exc Award (06/30/2022)															
3605	HAYDEN	11/30/1961	Active	8	0	1	-11.11%	8	40	5	N	3		04/2025		
	Exc Award (06/30/2022)															
45067	HOTCHKISS	06/04/1985	Active	10	0	0	0.00%	10		9	Y	2	R	09/2025		
3608	JACKSON COUNTY	08/29/1935	Active	23	4	0	21.05%	17		2	Y	5	N	10/2024		
	Exc Award (06/30/2021, 06/30/2022)															
3531	LEADVILLE	11/08/1951	Active	45	3	6	-6.25%	50	16	2	Y	2	N	06/2025		
	Exc Award (06/30/2022)															
40852	MANCOS VALLEY	02/19/1982	Active	10	0	1	-9.09%	11	8	6	N	3	N	07/2025		
	Exc Award (06/30/2020)															



Club Health Assessment for District 6 W through January 2026

						Status				Membership					Reports				Finance		LCIF
Club Number	Club Name	Charter Date				Times in Status Quo in Past 2 Years	Current Member Count **	YTD Members Added	YTD Members Dropped	YTD Net Growth% ***	Member Count 1 Year Ago	Dropped Members Avg.Length of Service	Months Since Membership Update	Current Officers Reported ****	Current President Repeated Term	VP Reported *****	Last Date Reported Service (mm/yyyy)	Account Balance	YTD Donations		
3609	MEEKER	07/23/1923				Active	46	2	1	2.22%	42	3	1	Y	3	R	12/2025	90+ Days	\$2,500.00		
Exc Award (06/30/2022)																					
3610	MONTROSE	05/20/1937				Active	10	2	1	11.11%	15	17	3	Y			08/2025				
62346	NEW CASTLE	09/15/1999				Active	31	9	2	29.17%	24	17	1	Y	7	R	12/2025				
Exc Award (06/30/2022)																					
3613	ORCHARD MESA	01/20/1960				Active	24	1	1	0.00%	19	0	3	Y			12/2025				
Exc Award (06/30/2021, 06/30/2022)																					
3615	PALISADE	07/26/1930				Active	16	1	0	6.67%	15		0	Y		N	06/2025				
3616	PAONIA	01/27/1946				Active	15	1	0	7.14%	14		3	Y	4		11/2025				
3618	REDLANDS	05/09/1968				Active	47	3	5	-4.08%	47	6	1	Y		N	01/2026				
Exc Award (06/30/2018, 06/30/2020, 06/30/2022)																					
3619	RIFLE	03/13/1935				Active	1	4	9	-83.33%	6	14	6	N	4		04/2025				
3621	STEAMBOAT SKI TOWN	12/06/1922				Active	26	0	0	0.00%	26		7	Y	2	R	06/2025				
3590	SURFACE CREEK VALLEY L C	11/27/1972				Active	10	0	0	0.00%	10		6	Y		R	10/2025				
Current Total Clubs Count	YTD New Clubs Count	YTD Cancelled Clubs Count	YTD Net Club Gain	Current Total Members Count	YTD Add	YTD Drop	YTD Net Growth	YTD Net Growth %	Member Count 12 Months Ago	Average Member Count Per Club	% of Clubs with less than 20 members	% No Officer Report in 12 Months	% of Clubs with balance 90+ days	Number of Clubs in Status Quo	% Status Quo Clubs in Financial Suspension	Number of Cancelled Clubs	Average Cancelled Club Age	Members Lost Due to Cancellation	% of Clubs Cancelled for Non-Financial Reasons		
28	0	0	0	659	60	53	7	1.07%	653	24	57%	0%	7%	0	0%	0	0	0	0%		

* - P - Priority Club. Cancellation Reasons: 1-Objectives/conduct, 2-Non-active club, 5-Non-existing club, 6-Disbanding, 7-Merger, 8-Financial Suspension, 9-District/Multiple District Dues.

** Red denotes below 15 active members.

*** Red denotes 20% + loss.

**** Y - all 3 (President, Secretary, Treasurer) club officers reported, N - not all 3 reported.

***** Abbreviation: N-New, IP-Immediate Past, R-Repeat.



Club Health Assessment for District 17 K through January 2026

			Status	Membership						Reports				Finance	LCIF	
Club Number	Club Name	Charter Date	Times in Status Quo in Past 2 Years	Current Member Count **	YTD Members Added	YTD Members Dropped	YTD Net Growth% ***	Member Count 1 Year Ago	Dropped Members Avg.Length of Service	Months Since Membership Update	Current Officers Reported ****	Current President Repeated Term	VP Reported *****	Last Date Reported Service (mm/yyyy)	Account Balance	YTD Donations
Clubs more than two years old																
7141	ATWOOD	03/31/1952	Active	19	1	2	-5.00%	20	9	0	Y	6		12/2025		
Exc Award (06/30/2022)																
7099	BARNARD	03/10/1953	Active	22	0	0	0.00%	22		20	Y	3	R	04/2024		
7142	BREWSTER	04/08/1947	Active	26	3	1	8.33%	25	29	0	Y		N	03/2023	90+ Days	
7143	BUNKER HILL	04/01/1955	Active	23	0	3	-11.54%	26	4	4	Y	2		12/2024		
41470	CIMARRON	06/01/1982	Active	18	0	1	-5.26%	17	7	6	Y	2	R	12/2024		
7235	CLAFLIN	11/25/1940	Active	11	0	0	0.00%	11		14	Y	2	R	11/2019		
32610	COLBY HIGH PLAIN	07/23/1976	Active	9	0	0	0.00%	10		6	Y	4		10/2025		
7193	CUNNINGHAM	04/03/1956	Active	16	0	0	0.00%	18		2	Y	2	N	10/2020		
7240	DODGE CITY	11/22/1929	Active	10	1	1	0.00%	10	48	1	Y	2	R	09/2020		\$3,825.00
7146	DOWNS	03/28/1958	Active	8	0	1	-11.11%	8	7	1	Y	7		12/2022		\$40.00
7242	ELKHART	03/11/1929	Active	7	0	0	0.00%	7		19	N	None	R	05/2024		
7243	ELLINWOOD	05/10/1951	Active	6	0	0	0.00%	6		22	Y	8	R	02/2023		
7244	GARDEN CITY	05/06/1931	Active(1)	24	0	0	0.00%	24		6	Y	2	R	09/2020		
7147	GEM	04/12/1955	Active	10	0	0	0.00%	10		8	Y	5	R	08/2019		\$100.00
48417	GLEN ELDER	04/12/1988	Active	21	0	1	-4.55%	21	33	5	Y			03/2020		
7148	GOODLAND	11/09/1955	Active	21	0	2	-8.70%	23	2	3	Y	3		10/2025	90+ Days	\$1,600.00
Exc Award (06/30/2022)																
7246	GREAT BEND EVENING	11/30/1970	Active	18	1	4	-14.29%	21	1	3	Y		R	12/2025		\$200.00
Exc Award (06/30/2016, 06/30/2017, 06/30/2018, 06/30/2021, 06/30/2022)																
7247	GREAT BEND NOON	03/22/1923	Active	45	5	4	2.27%	44	18	0	Y		N	01/2025		
7151	HAYS	10/10/1924	Active	40	2	11	-18.37%	51	7	0	Y		R	01/2026		\$1,385.00
Exc Award (06/30/2021, 06/30/2022, 06/30/2024)																
7153	HILL CITY	01/17/1951	Active	13	0	0	0.00%	13		7	N		N	02/2022		
7114	HOLYROOD	04/29/1947	Active	14	0	0	0.00%	14		8	Y	17	R	01/2023		
118471	HOXIE HOTRODDERS	12/18/2012	Active	31	7	13	-16.22%	34	8	0	Y		R	09/2025	90+ Days	
Exc Award (06/30/2018)																




Club Health Assessment for District 17 K through January 2026

INTERNATIONAL

			Status	Membership						Reports				Finance	LCIF	
Club Number	Club Name	Charter Date	Times in Status Quo in Past 2 Years	Current Member Count **	YTD Members Added	YTD Members Dropped	YTD Net Growth% ***	Member Count 1 Year Ago	Dropped Members Avg.Length of Service	Months Since Membership Update	Current Officers Reported ****	Current President Repeated Term	VP Reported *****	Last Date Reported Service (mm/yyyy)	Account Balance	YTD Donations
7250	HUGOTON	09/10/1952	Active	19	1	1	0.00%	20	2	3	Y		N	04/2021		\$20.00
7202	HUTCHINSON BREAKFAST	05/21/1964	Active	18	0	0	0.00%	18		9	Y	2	N	12/2024		\$175.00
	Exc Award (06/30/2021)															
105221	HUTCHINSON NOON	04/13/2009	Active	10	2	0	25.00%	8		0	N	2	N	06/2025		
	Exc Award (06/30/2021)															
7155	JENNINGS	10/13/1970	Active	7	0	0	0.00%	9		9	Y	9	R	12/2019		
7251	JETMORE	01/30/1930	Active	22	0	0	0.00%	20		11	N	2	R	08/2021		
7156	KENSINGTON	04/30/1959	Active	26	0	0	0.00%	25		6	Y		N	01/2026		\$300.00
	Exc Award (06/30/2021)															
7204	KINGMAN	10/05/1921	Active	25	2	2	0.00%	25	36	2	Y		N	02/2018		\$50.00
7157	KIRWIN	04/01/1970	Active	16	0	2	-11.11%	18	11	5	Y	15	R	10/2025		
7253	LA CROSSE	02/09/1927	Active	9	0	2	-18.18%	11	16	6	Y	8		09/2016		
7239	LANE COUNTY	10/26/1965	Cancelled(8*)	0	0	1	-100.00%	6	7	7	N	None		09/2022	90+ Days	
	Exc Award (06/30/2021)															
7254	LARNED	03/22/1952	Active	20	0	0	0.00%	21		8	Y		N	12/2025		\$1,050.00
28094	LARNED FORT LARNED	03/08/1974	Active	6	0	2	-25.00%	11	6	1	Y	2		12/2023		\$200.00
7257	LIBERAL	07/01/1921	Active	23	0	1	-4.17%	24	3	6	Y		N	07/2020		
7119	LINCOLN	04/12/1923	Active(3)	9	9	9	0.00%	9	22	0	Y	16		12/2019		
7121	LITTLE RIVER	02/11/1938	Active	20	0	0	0.00%	20		23	Y	2		09/2020		
7159	LOGAN	12/06/1971	Active	14	0	0	0.00%	15		7	N		R	05/2021		\$250.00
7161	LUCAS	06/01/1951	Active	36	3	0	9.09%	36		1	Y	10	R	04/2016		
7259	MACKSVILLE	05/19/1926	Active	7	0	0	0.00%	7		6	Y		N	03/2018		
7207	MEDICINE LODGE	02/09/1926	Active	15	0	0	0.00%	15		15	Y		N	04/2021		
7261	MONTEZUMA	01/05/1953	Active	14	0	0	0.00%	14		23	Y	5		09/2020		
7164	MORLAND	12/14/1953	Active	21	0	0	0.00%	21		23	Y	2		03/2022		
116775	NATOMA	06/13/2012	Cancelled(6*)	0	0	8	-100.00%	8	10	1	N	None		06/2021		
7166	NORTON	03/13/1930	Active	55	2	0	3.77%	55		5	Y		N	12/2025		
7168	OBERLIN	06/29/1948	Active(1)	14	0	0	0.00%	16		6	Y	7		06/2024		
	Exc Award (06/30/2022)															
7265	OTIS	01/16/1951	Active	12	0	0	0.00%	12		21	Y		IP	03/2018		



Club Health Assessment for District 17 K through January 2026

			Status	Membership						Reports				Finance	LCIF	
Club Number	Club Name	Charter Date	Times in Status Quo in Past 2 Years	Current Member Count **	YTD Members Added	YTD Members Dropped	YTD Net Growth% ***	Member Count 1 Year Ago	Dropped Members Avg.Length of Service	Months Since Membership Update	Current Officers Reported ****	Current President Repeated Term	VP Reported *****	Last Date Reported Service (mm/yyyy)	Account Balance	YTD Donations
7170	PALCO	12/14/1950	Active	34	0	0	0.00%	37		10	Y	18		04/2023		
7267	PLAINS	04/13/1931	Active	16	0	0	0.00%	16		19	Y	4	R	09/2023		
7172	PLAINVILLE	01/20/1932	Active	20	0	0	0.00%	20		10	Y	4		09/2022		
7268	PRATT	07/18/1921	Active	12	2	0	20.00%	10		8	Y	7		10/2022		\$100.00
7270	RANSOM	02/04/1953	Active	15	0	2	-11.76%	18	33	3	Y	2	R	07/2022		\$500.00
7173	REXFORD	03/23/1951	Active(1)	7	0	0	0.00%	7		23	Y	2	R	01/2022		
30099	ROZEL	01/13/1975	Active	9	0	0	0.00%	9		6	Y	2	R	12/2020		
7273	SATANTA	03/10/1964	Active	10	0	0	0.00%	10		13	N	None		11/2022		\$700.00
7178	SMITH CENTER	02/11/1946	Active	19	0	0	0.00%	17		9	Y		N	12/2020		
7175	ST FRANCIS	05/05/1951	Active	14	0	0	0.00%	12		6	Y	2		02/2025		
Exc Award (06/30/2021)																
7272	ST JOHN	02/02/1924	Active	7	0	0	0.00%	7		13	Y	15		05/2019		
7276	STAFFORD	04/13/1938	Active	13	4	2	18.18%	11	3	0	Y	3	R	12/2024		
47134	TIPTON	04/13/1987	Active	20	0	0	0.00%	20		17	Y	3		08/2019		
7278	ULYSSES	01/01/1952	Active	7	0	0	0.00%	7		17	Y	7		10/2025		
7181	WAKEENEY	05/02/1932	Active	51	6	1	10.87%	37	30	1	Y	6	R	07/2022		
Exc Award (06/30/2022)																
7182	WALDO	01/16/1954	Active	11	0	0	0.00%	11		22	Y	6		10/2021		

Clubs Cancelled Previous Fiscal Year – Clubs Cancelled within last 12 months may be reinstated

Club Number	Club Name	Charter Date	Current Status*	Cancellation Date
7252	KISMET	03/20/1969	Cancelled(6*)	05/29/2025

Current Total Clubs Count	YTD New Clubs Count	YTD Cancelled Clubs Count	YTD Net Club Gain	Current Total Members Count	YTD Add	YTD Drop	YTD Net Growth	Member Count 12 Months Ago	Average Member Count Per Club	% of Clubs with less than 20 members	% No Officer Report in 12 Months	% of Clubs with balance 90+ days	Number of Clubs in Status Quo	% Status Quo Clubs in Financial Suspension	Number of Cancelled Clubs	Average Cancelled Club Age	Members Lost Due to Cancellation	% of Clubs Cancelled for Non-Financial Reasons
61	0	2	-2	1,095	51	77	-2.32%	1,128	18	64%	0%	5%	0	0%	2	65	9	50%



Club Health Assessment for District 17 K through January 2026

INTERNATIONAL

			Status	Membership					Reports				Finance	LCIF		
Club Number	Club Name	Charter Date	Times in Status Quo in Past 2 Years	Current Member Count **	YTD Members Added	YTD Members Dropped	YTD Net Growth% ***	Member Count 1 Year Ago	Dropped Members Avg.Length of Service	Months Since Membership Update	Current Officers Reported ****	Current President Repeated Term	VP Reported *****	Last Date Reported Service (mm/yyyy)	Account Balance	YTD Donations

* - P - Priority Club. Cancellation Reasons: 1-Objectives/conduct, 2-Non-active club, 5-Non-existing club, 6-Disbanding, 7-Merger, 8-Financial Suspension, 9-District/Multiple District Dues.
** Red denotes below 15 active members.
*** Red denotes 20% + loss.
**** Y - all 3 (President, Secretary, Treasurer) club officers reported, N - not all 3 reported.
***** Abbreviation: N-New, IP-Immediate Past, R-Repeat.



Club Health Assessment for District 17 A through January 2026

			Status	Membership						Reports				Finance	LCIF	
Club Number	Club Name	Charter Date	Times in Status Quo in Past 2 Years	Current Member Count **	YTD Members Added	YTD Members Dropped	YTD Net Growth% ***	Member Count 1 Year Ago	Dropped Members Avg.Length of Service	Months Since Membership Update	Current Officers Reported ****	Current President Repeated Term	VP Reported *****	Last Date Reported Service (mm/yyyy)	Account Balance	YTD Donations
Clubs less than two years old																
191898	Jackson County	12/29/2025	Newly Chartered	22	22	0	100.00%	0		0	Y			01/2026		
Clubs more than two years old																
7053	ABILENE	03/04/1925	Active	2	0	3	-60.00%	7	29	0	Y	2		11/2023		
	Exc Award (06/30/2016)															
7098	ASSARIA	02/16/1951	Active	19	0	1	-5.00%	23	22	1	Y		R	10/2025		\$200.00
	Exc Award (06/30/2017)															
6997	ATCHISON	09/25/1947	Active	5	0	0	0.00%	5		15	Y	3		02/2024		
6998	AUBURN	04/21/1965	Active	18	0	2	-10.00%	20	8	1	Y		IP	12/2025		\$300.00
	Exc Award (06/30/2022)															
35718	BALDWIN CITY	06/30/1978	Active	15	2	3	-6.25%	20	10	0	Y			12/2025	90+ Days	\$25,250.00
7056	BARNES	04/11/1969	Active	11	1	1	0.00%	11	2	1	Y	2	R	04/2016		
6999	BASEHOR	02/28/1972	Active	12	0	0	0.00%	11		10	Y	3		01/2026	90+ Days	
7057	BELLEVILLE	09/12/1924	Active	47	1	2	-2.08%	50	25	2	Y		N	09/2025		
7101	BENNINGTON	02/25/1932	Active	20	1	3	-9.09%	20	5	2	Y	4	R	12/2025		
7059	CHAPMAN	10/04/1945	Active	16	0	2	-11.11%	19	11	6	Y		IP	10/2025		
7060	CLAY CENTER	12/12/1928	Active	21	1	1	0.00%	21	8	1	Y	2	R	04/2013		
7107	CLYDE	02/18/1930	Cancelled(6*)	0	0	0	0.00%	15		7	N	None		11/2024		
7108	CONCORDIA	06/01/1938	Active	34	5	1	13.33%	31	17	0	Y	2	R	01/2026		
	Exc Award (06/30/2016, 06/30/2017, 06/30/2023)															
7109	DELPHOS	02/23/1932	Active	24	0	0	0.00%	24		7	Y	3	N	08/2025		
	Exc Award (06/30/2016, 06/30/2018, 06/30/2025)															
7005	EASTON	05/31/1955	Active	20	0	2	-9.09%	22	6	3	Y		N	01/2026		
7006	EFFINGHAM	11/21/1968	Active	21	0	6	-22.22%	28	18	0	Y	3	N	10/2025		\$50.00
7008	EUDORA	04/03/1951	Active	32	7	0	28.00%	25		0	Y	2	R	01/2026		\$250.00
	Exc Award (06/30/2017, 06/30/2019, 06/30/2021, 06/30/2022, 06/30/2024)															
7009	EVEREST	12/04/1958	Active	12	2	2	0.00%	12	19	2	Y	2	R	10/2025		\$275.00



Club Health Assessment for District 17 A through January 2026

			Status	Membership						Reports				Finance	LCIF	
Club Number	Club Name	Charter Date	Times in Status Quo in Past 2 Years	Current Member Count **	YTD Members Added	YTD Members Dropped	YTD Net Growth% ***	Member Count 1 Year Ago	Dropped Members Avg.Length of Service	Months Since Membership Update	Current Officers Reported ****	Current President Repeated Term	VP Reported *****	Last Date Reported Service (mm/yyyy)	Account Balance	YTD Donations
7010	GARDNER	01/08/1947	Active	20	3	1	11.11%	18	24	2	Y	3	R	01/2026	90+ Days	\$50.00
Exc Award (06/30/2017)			Cancelled(6*)	0	0	8	-100.00%	9	29	2	N	None		04/2021		
7113	GYPSUM	04/30/1928														
7013	HIAWATHA	03/22/1938	Active	16	1	0	6.67%	15		4	Y		N	10/2025		
32720	HIGHLAND	09/17/1976	Active	9	0	0	0.00%	9		19	Y	9	R	12/2025		
7069	HOPE	07/22/1924	Active	13	0	2	-13.33%	16	1	1	Y		N	11/2024		
54027	HORTON	02/02/1993	Active	4	1	0	33.33%	3		6	Y	4		10/2025		
109888	KANSAS CITY DOWNTOWN	12/15/2010	Active	16	0	0	0.00%	16		5	Y	2	R	08/2025		
Exc Award (06/30/2016, 06/30/2018)			Active	16	0	0	0.00%	18		7	Y	10	R	11/2025		
36558	KEATS	02/07/1979														
Exc Award (06/30/2017, 06/30/2022)			Active(1)	2	0	0	0.00%	2		26	Y	17	R	10/2023		
58366	LANCASTER	06/05/1996														
7017	LANSING	06/22/1954	Active	46	1	0	2.22%	42		0	Y		R	01/2026	\$29,900.00	
Exc Award (06/30/2016, 06/30/2019, 06/30/2021, 06/30/2022, 06/30/2023, 06/30/2024, 06/30/2025)			Active	25	0	0	0.00%	25		7	Y	6	R	01/2026		
7018	LAWRENCE	05/06/1946														
Exc Award (06/30/2017, 06/30/2022)			Active	140	19	15	2.94%	145	17	0	Y		N	12/2025		
7020	LEAVENWORTH	12/16/1937														
Exc Award (06/30/2017, 06/30/2018, 06/30/2023)			Active	49	5	1	8.89%	46	1	1	Y		N	12/2022		
7021	LEAWOOD	04/23/1954														
Exc Award (06/30/2017, 06/30/2018, 06/30/2019, 06/30/2022, 06/30/2023)			Active	15	0	0	0.00%	15		9	Y	2	N	01/2026		
7022	LENEXA	10/26/1954														
Exc Award (06/30/2023)			Active	5	0	0	0.00%	5		18	Y	13		08/2025		
7073	LEONARDVILLE	01/28/1971														
7023	LINWOOD	05/19/1955	Active	25	0	1	-3.85%	23	3	3	Y	13	R	03/2024	\$50.00	
7074	LONGFORD	05/09/1955	Active	14	0	0	0.00%	14		7	Y		N	02/2024	\$70.00	
6951	LOUISBURG	12/30/1946	Active	17	0	2	-10.53%	15	9	1	Y		N	02/2025		
Exc Award (06/30/2024)																
7075	MANHATTAN	04/04/1938	Active	33	0	2	-5.71%	32	1	5	Y		R	12/2025	90+ Days	\$500.00
Exc Award (06/30/2017)																



Club Health Assessment for District 17 A through January 2026

			Status	Membership						Reports				Finance	LCIF	
Club Number	Club Name	Charter Date	Times in Status Quo in Past 2 Years	Current Member Count **	YTD Members Added	YTD Members Dropped	YTD Net Growth% ***	Member Count 1 Year Ago	Dropped Members Avg.Length of Service	Months Since Membership Update	Current Officers Reported ****	Current President Repeated Term	VP Reported *****	Last Date Reported Service (mm/yyyy)	Account Balance	YTD Donations
7076	MANHATTAN SUNFLOWER	10/09/1967	Active	30	4	0	15.38%	25		1	Y		N	06/2025	90+ Days	\$6,250.00
	Exc Award (06/30/2023)															
7077	MARYSVILLE	12/11/1951	Active	10	0	0	0.00%	10		7	Y	7	R	12/2023		
123518	Miami County Traveling	10/30/2014	Active	18	2	5	-14.29%	22	8	0	Y	2	R	01/2026		\$2,010.00
	Exc Award (06/30/2018, 06/30/2022, 06/30/2023)															
7126	MILTONVALE	02/10/1932	Active	22	2	2	0.00%	22	14	2	Y		N	10/2025		
7127	MINNEAPOLIS	10/09/1930	Active	20	0	4	-16.67%	25	12	1	Y	2	N	10/2018		
57203	MINNEAPOLIS EVENING	07/03/1995	Active	14	1	0	7.69%	13		7	Y	6		08/2025		
61515	MORGANVILLE	02/15/1999	Active	7	0	0	0.00%	7		20	Y	7	R	10/2023		
7079	NAVARRE	04/27/1972	Active	9	0	0	0.00%	11		8	Y		IP	08/2025		
	Exc Award (06/30/2023)															
7027	OLATHE	08/27/1947	Active	9	0	0	0.00%	9		12	Y	2		09/2024		
	Exc Award (06/30/2019)															
44714	OLATHE NOON	03/22/1985	Active	13	2	0	18.18%	11		1	Y		N	12/2025		
7082	ONAGA	03/31/1954	Active	24	0	0	0.00%	27		7	Y	2	R	10/2023		\$250.00
7029	OSKALOOSA	02/07/1972	Active	10	0	0	0.00%	9		8	Y	10		10/2025		
7044	OVERLAND PARK HOST	03/16/1957	Active	19	1	7	-24.00%	25	9	3	Y		N	01/2026		\$10.00
	Exc Award (06/30/2024)															
35156	RANDOLPH	03/20/1978	Active	13	0	3	-18.75%	14	4	3	Y	2	R	11/2024		
7033	ROBINSON	04/20/1960	Active	14	0	0	0.00%	15		7	Y	8	R	05/2022		\$50.00
7036	SABETHA	10/01/1954	Active	18	17	28	-37.93%	25	8	1	Y		N	12/2025		\$50.00
	Exc Award (06/30/2016)															
7131	SALINA DOWNTOWN	06/23/1921	Active	33	0	0	0.00%	29		8	Y		N	01/2026		\$250.00
7084	SCANDIA	03/26/1964	Active	30	2	0	7.14%	28		4	Y	7	R	10/2018	90+ Days	
7039	SHAWNEE	10/12/1960	Active	9	0	1	-10.00%	10	17	0	Y	7		01/2026		\$200.00
	Exc Award (06/30/2016, 06/30/2018, 06/30/2021)															
7041	SILVER LAKE	04/30/1964	Active	7	0	0	0.00%	8		8	Y	7		12/2024		\$50.00
7086	SOLOMON	02/03/1947	Active	10	0	0	0.00%	10		0	Y	3		03/2019		
7136	TESCOTT	08/01/1945	Active	20	2	0	11.11%	20		3	Y		N	12/2023		



Club Health Assessment for District 17 A through January 2026

			Status	Membership						Reports				Finance	LCIF	
Club Number	Club Name	Charter Date	Times in Status Quo in Past 2 Years	Current Member Count **	YTD Members Added	YTD Members Dropped	YTD Net Growth% ***	Member Count 1 Year Ago	Dropped Members Avg.Length of Service	Months Since Membership Update	Current Officers Reported ****	Current President Repeated Term	VP Reported *****	Last Date Reported Service (mm/yyyy)	Account Balance	YTD Donations
Exc Award (06/30/2017)			Active	13	2	4	-13.33%	12	19	1	Y		N	12/2025		
132205	Tonganoxie	07/10/2017														
Exc Award (06/30/2020)			Active	20	1	2	-4.76%	19	17	1	Y		N	01/2026		\$325.00
7045	TOPEKA	04/11/1929														
Exc Award (06/30/2022, 06/30/2024, 06/30/2025)			Active	22	0	0	0.00%	23		10	Y	2		01/2026		\$580.00
7046	TOPEKA SUNFLOWER	12/28/1953														
Exc Award (06/30/2017)			Active	19	0	1	-5.00%	20	49	4	Y	3	R	11/2021		\$50.00
7047	TROY	02/10/1969														
119124	UNIVERSITY OF KANSAS EYE CENTER	04/04/2013	Active	20	3	1	11.11%	19	3	0	Y		N	10/2025		\$50.00
7049	VALLEY FALLS	12/01/1952	Active	23	0	0	0.00%	22		7	Y		N	11/2025		\$250.00
Exc Award (06/30/2018, 06/30/2019, 06/30/2022)			Active	19	4	1	18.75%	16	11	1	N	8		07/2020		
7090	WAKEFIELD	01/22/1946														
7092	WASHINGTON	01/08/1930	Active	19	0	1	-5.00%	20	3	0	Y	2	N	06/2019		
Exc Award (06/30/2016)			Active	22	2	6	-15.38%	26	10	0	Y		IP	10/2025		\$35.00
7093	WATERVILLE	10/22/1945														
7096	WOODBINE	11/22/1955	Active	14	0	0	0.00%	15		7	Y		N	04/2023		\$800.00
Exc Award (06/30/2023)																

Clubs Cancelled Previous Fiscal Year – Clubs Cancelled within last 12 months may be reinstated

Club Number	Club Name	Charter Date	Current Status*	Cancellation Date
29945	MILFORD	11/22/1974	Cancelled(6*)	06/29/2025
7050	WETMORE	02/11/1971	Cancelled(6*)	08/29/2024

Current Total Clubs Count	YTD New Clubs Count	YTD Cancelled Clubs Count	YTD Net Club Gain	Current Total Members Count	YTD Add	YTD Drop	YTD Net Growth	YTD Net Growth %	Member Count 12 Months Ago	Average Member Count Per Club	% of Clubs with less than 20 members	% No Officer Report in 12 Months	% of Clubs with balance 90+ days	Number of Clubs in Status Quo	% Status Quo Clubs in Financial Suspension	Number of Cancelled Clubs	Average Cancelled Club Age	Members Lost Due to Cancellation	% of Clubs Cancelled for Non-Financial Reasons
68	1	2	-1	1,366	117	127	-10	-0.73%	1,399	20	59%	0%	9%	0	0%	2	149	8	100%



Club Health Assessment for District 17 A through January 2026

INTERNATIONAL

			Status	Membership					Reports				Finance	LCIF		
Club Number	Club Name	Charter Date	Times in Status Quo in Past 2 Years	Current Member Count **	YTD Members Added	YTD Members Dropped	YTD Net Growth% ***	Member Count 1 Year Ago	Dropped Members Avg.Length of Service	Months Since Membership Update	Current Officers Reported ****	Current President Repeated Term	VP Reported *****	Last Date Reported Service (mm/yyyy)	Account Balance	YTD Donations

* - P - Priority Club. Cancellation Reasons: 1-Objectives/conduct, 2-Non-active club, 5-Non-existing club, 6-Disbanding, 7-Merger, 8-Financial Suspension, 9-District/Multiple District Dues.
** Red denotes below 15 active members.
*** Red denotes 20% + loss.
**** Y - all 3 (President, Secretary, Treasurer) club officers reported, N - not all 3 reported.
***** Abbreviation: N-New, IP-Immediate Past, R-Repeat.




Club Health Assessment for District 17 N through January 2026

INTERNATIONAL

			Status	Membership						Reports				Finance		LCIF
Club Number	Club Name	Charter Date	Times in Status Quo in Past 2 Years	Current Member Count **	YTD Members Added	YTD Members Dropped	YTD Net Growth% ***	Member Count 1 Year Ago	Dropped Members Avg.Length of Service	Months Since Membership Update	Current Officers Reported ****	Current President Repeated Term	VP Reported *****	Last Date Reported Service (mm/yyyy)	Account Balance	YTD Donations
Clubs less than two years old																
181935	Augusta Servant	05/19/2025	Active	25	4	1	13.64%	0	1	0	Y	2	N	10/2025		\$1,450.00
Clubs more than two years old																
6929	ALTAMONT	10/07/1946	Active	13	2	2	0.00%	13	6	1	Y			02/2024		\$46.00
6966	ARKANSAS CITY	11/24/1920	Active	14	0	2	-12.50%	16	3	1	Y	5	R	07/2025		
40502	ARKANSAS CITY EARLY BIRD	11/17/1981	Active	16	0	0	0.00%	18		11	N	2	R	09/2021		\$52.00
	Exc Award (06/30/2022)															
6968	AUGUSTA	03/19/1946	Active	18	1	1	0.00%	20	5	1	Y		N	06/2024		\$48.25
	Exc Award (06/30/2016, 06/30/2017, 06/30/2018)															
6931	BAXTER SPRINGS	11/05/1941	Active	20	0	2	-9.09%	26	22	2	Y		N	09/2025		\$90.00
	Exc Award (06/30/2022, 06/30/2023)															
105389	BEL AIRE	05/04/2009	Active	26	0	2	-7.14%	30	2	0	Y		N	01/2026		\$910.00
	Exc Award (06/30/2019, 06/30/2020, 06/30/2021, 06/30/2024)															
6969	BENTON	06/05/1956	Active	3	0	0	0.00%	4		9	Y	12		12/2021		
56504	BURLINGTON	02/03/1995	Active	16	4	5	-5.88%	21	13	0	Y			12/2025		\$100.00
6933	CANEY	10/02/1944	Active	14	0	0	0.00%	14		24	Y	2		06/2020		\$6.00
7104	CANTON	06/13/1928	Active(2)	15	0	0	0.00%	15		34	Y	2	N	07/2016		
43074	CARBONDALE	10/18/1983	Active	10	1	2	-9.09%	11	4	5	Y		IP	03/2025		\$5.00
6973	CEDAR VALE	05/04/1938	Active	12	0	1	-7.69%	11	62	1	Y	2		12/2025		
6934	CHANUTE	08/29/1946	Active	9	0	0	0.00%	9		8	Y	3		02/2023		\$22.00
7191	CLEARWATER	05/15/1953	Active	20	3	2	5.26%	19	53	0	Y	12	R	01/2026		\$25.00
6936	COFFEYVILLE	02/18/1921	Active	22	1	1	0.00%	23	3	0	Y	5		04/2025		
43341	COFFEYVILLE DAYLIGHT DEFENDERS	01/30/1984	Active	8	0	0	0.00%	8		17	Y	6		05/2023		
6937	COLONY	05/27/1954	Active	9	0	0	0.00%	11		11	Y	8		12/2022		
6938	COLUMBUS	11/18/1940	Active	23	0	0	0.00%	25		7	Y		N	04/2018		
105925	COLWICH	06/24/2009	Active	19	0	3	-13.64%	24	2	1	Y	2	R	05/2025		\$15.00
106940	DERBY	12/03/2009	Active	28	2	0	7.69%	23		0	Y		N	02/2025		\$488.00



Club Health Assessment for District 17 N through January 2026

			Status	Membership						Reports				Finance	LCIF	
Club Number	Club Name	Charter Date	Times in Status Quo in Past 2 Years	Current Member Count **	YTD Members Added	YTD Members Dropped	YTD Net Growth% ***	Member Count 1 Year Ago	Dropped Members Avg.Length of Service	Months Since Membership Update	Current Officers Reported ****	Current President Repeated Term	VP Reported *****	Last Date Reported Service (mm/yyyy)	Account Balance	YTD Donations
6976	EMPORIA	06/13/1921	Active	27	0	1	-3.57%	25	23	1	Y		N	11/2025	90+ Days	\$387.98
6977	EUREKA	10/03/1921	Active	13	0	1	-7.14%	15	6	3	N	3	R	09/2023		
6942	FREDONIA	02/17/1936	Active	25	1	0	4.17%	25		5	Y		N	11/2021		
126742	Galena Route 66	01/29/2016	Active	11	0	0	0.00%	11		7	N	2	R	12/2025		\$210.00
6944	GARNETT	12/19/1938	Active	23	0	1	-4.17%	24	32	2	Y	3	N	10/2025		\$523.00
6945	GIRARD	03/09/1948	Active	23	0	0	0.00%	21		5	Y	6	R	03/2024		\$502.00
Exc Award (06/30/2023)																
7195	GODDARD	05/18/1956	Active	50	6	9	-5.66%	54	3	0	Y		N	10/2025	90+ Days	
Exc Award (06/30/2021, 06/30/2023, 06/30/2024)																
7196	HALSTEAD	04/29/1938	Active	33	2	5	-8.33%	35	8	0	Y	5	N	12/2020		
7200	HESSTON	02/07/1951	P- Active	1	0	0	0.00%	14		7	N	None		06/2025		\$30.00
6980	HILLSBORO	04/27/1961	Active	7	0	3	-30.00%	10	33	1	Y	9		02/2024		\$13.00
6946	HUMBOLDT	12/07/1950	Active	15	3	0	25.00%	16		0	Y	4	R	08/2025		\$323.00
Exc Award (06/30/2018, 06/30/2023)																
6947	INDEPENDENCE	04/25/1922	Active	22	1	3	-8.33%	23	25	1	Y		N	01/2026		\$135.00
7116	INMAN	01/12/1938	Active	17	0	0	0.00%	11		9	Y	4	R	01/2026		\$100.00
6949	KINCAID	05/01/1956	Active	14	0	0	0.00%	14		6	Y	5		04/2023		\$5.00
6983	LEBO	06/09/1954	Cancelled(6*)	0	0	10	-100.00%	10	16	1	N	None		09/2019		
7024	LYNDON	11/19/1953	Active	22	4	4	0.00%	18	3	0	Y		N	01/2026		\$1,130.00
Exc Award (06/30/2021, 06/30/2022, 06/30/2023, 06/30/2025)																
6984	MADISON	01/09/1928	Active	20	0	0	0.00%	25		11	N	None		06/2023		\$61.00
66772	MAIZE	10/31/2002	Active	4	0	1	-20.00%	5	25	4	Y	11		03/2024		
7124	MARQUETTE	02/24/1938	Active	18	1	2	-5.26%	19	21	2	Y		N	12/2024	90+ Days	\$115.00
6952	MC CUNE	07/09/1946	Active	8	0	0	0.00%	9		7	Y	2	R	12/2025		\$20.00
7128	MOUNDRIDGE	02/01/1938	Active	9	1	4	-25.00%	11	1	1	Y	2	R	01/2026		\$37.28
Exc Award (06/30/2022)																
7208	MULVANE	11/18/1966	Active	10	0	0	0.00%	10		2	Y		R	07/2016		
6953	NEODESHA	12/08/1922	Active	27	2	3	-3.57%	25	10	1	Y		N	08/2023		
46275	NEOSHO RAPIDS	06/24/1986	Active	11	0	1	-8.33%	12	2	5	Y	2	R	07/2025		




Club Health Assessment for District 17 N through January 2026

			Status	Membership						Reports					Finance	LCIF
Club Number	Club Name	Charter Date	Times in Status Quo in Past 2 Years	Current Member Count **	YTD Members Added	YTD Members Dropped	YTD Net Growth% ***	Member Count 1 Year Ago	Dropped Members Avg.Length of Service	Months Since Membership Update	Current Officers Reported ****	Current President Repeated Term	VP Reported *****	Last Date Reported Service (mm/yyyy)	Account Balance	YTD Donations
7209	NEWTON	05/17/1921	Active	55	3	16	-19.12%	68	3	0	Y	2	N	12/2025		
Exc Award (06/30/2018)																
6985	OLPE	09/30/1954	Active	17	0	1	-5.56%	18	8	3	Y		N	06/2022		
7028	OSAGE CITY	08/15/1939	Active	55	0	0	0.00%	54		7	Y	10	R	02/2013		\$69.00
6956	OTTAWA	11/23/1936	Active	14	0	0	0.00%	16		7	N	None		07/2023		
7212	OXFORD	03/12/1946	Active	27	0	0	0.00%	25		8	Y		N	12/2025		\$37.00
7225	PARK CITY	02/25/1955	Active	7	0	0	0.00%	8		6	Y	2		12/2019		
6958	PARSONS	01/27/1931	Active	30	1	0	3.45%	35		0	Y		N	12/2025		\$98.00
Exc Award (06/30/2019, 06/30/2023)																
6959	PITTSBURG	06/02/1922	Active	17	1	2	-5.56%	19	3	0	Y			10/2025		\$10.00
Exc Award (06/30/2021, 06/30/2022, 06/30/2023)																
7213	PLEASANT VALLEY	02/24/1954	Active	13	0	0	0.00%	12		6	Y	19		05/2023		\$50.00
6986	POTWIN	01/08/1952	P- Active(2)	1	0	8	-88.89%	10	12	1	N	None		06/2023		
Exc Award (06/30/2018)																
6987	READING	09/11/1956	Active	11	0	0	0.00%	11		6	Y	8	R	11/2024		
Exc Award (06/30/2018, 06/30/2023)																
7037	SCRANTON	04/14/1954	Active	10	1	4	-23.08%	11	3	1	N	3	N	12/2025		\$25.00
6991	TOWANDA	02/23/1954	Active	20	2	6	-16.67%	23	5	0	Y		N	01/2026		\$2,400.00
Exc Award (06/30/2023)																
7218	VALLEY CENTER	02/28/1957	Active	94	4	1	3.30%	88	1	0	Y		R	01/2026		\$230.26
7219	VIOLA	12/01/1955	Active	12	0	0	0.00%	12		4	Y		N	01/2026		\$43.00
7220	WALTON	03/12/1971	Active	12	0	0	0.00%	12		23	N	4		10/2021		\$19.00
7221	WELLINGTON	12/02/1921	Active	39	2	7	-11.36%	43	7	0	Y		N	12/2025		\$467.00
Exc Award (06/30/2022)																
6964	WESTPHALIA	04/28/1969	Active	22	0	0	0.00%	21		4	Y	7	R	01/2026		
7223	WICHITA DOWNTOWN	12/04/1919	Active	19	0	1	-5.00%	23	2	1	Y		R	07/2025		\$139.00
66673	WICHITA NORTHWEST	10/16/2002	Active	27	1	1	0.00%	26	33	1	Y	2	N	01/2026		\$1,778.00
Exc Award (06/30/2018, 06/30/2025)																
7138	WINDOM	05/08/1951	Active	7	0	0	0.00%	7		6	Y	2		11/2023		\$5.00
6995	WINFIELD	07/14/1921	Active	28	3	4	-3.45%	32	11	1	Y	2		01/2026		\$38.00



Club Health Assessment for District 17 N through January 2026



			Status		Membership					Reports				Finance		LCIF			
Club Number	Club Name	Charter Date	Times in Status Quo in Past 2 Years	Current Member Count **	YTD Members Added	YTD Members Dropped	YTD Net Growth% ***	Member Count 1 Year Ago	Dropped Members Avg.Length of Service	Months Since Membership Update	Current Officers Reported ****	Current President Repeated Term	VP Reported *****	Last Date Reported Service (mm/yyyy)	Account Balance	YTD Donations			
Clubs Cancelled Previous Fiscal Year – Clubs Cancelled within last 12 months may be reinstated																			
Club Number	Club Name	Charter Date	Current Status*	Cancellation Date															
7120	LINDSBORG	03/21/1956	Cancelled(6*)	03/29/2025															
6988	SEDAN	05/09/1929	Cancelled(6*)	03/29/2025															
Current Total Clubs Count	YTD New Clubs Count	YTD Cancelled Clubs Count	YTD Net Club Gain	Current Total Members Count	YTD Add	YTD Drop	YTD Net Growth	YTD Net Growth %	Member Count 12 Months Ago	Average Member Count Per Club	% of Clubs with less than 20 members	% No Officer Report in 12 Months	% of Clubs with balance 90+ days	Number of Clubs in Status Quo	% Status Quo Clubs in Financial Suspension	Number of Cancelled Clubs	Average Cancelled Club Age	Members Lost Due to Cancellation	% of Clubs Cancelled for Non-Financial Reasons
66	0	1	-1	1,287	57	123	-66	-4.88%	1,357	20	59%	0%	5%	0	0%	1	236	10	100%

* - P - Priority Club. Cancellation Reasons: 1-Objectives/conduct, 2-Non-active club, 5-Non-existing club, 6-Disbanding, 7-Merger, 8-Financial Suspension, 9-District/Multiple District Dues.

** Red denotes below 15 active members.

*** Red denotes 20% + loss.

**** Y - all 3 (President, Secretary, Treasurer) club officers reported, N - not all 3 reported.

***** Abbreviation: N-New, IP-Immediate Past, R-Repeat.



Club Health Assessment for District 21 N through January 2026

			Status	Membership						Reports				Finance	LCIF		
Club Number	Club Name	Charter Date	Times in Status Quo in Past 2 Years	Current Member Count **	YTD Members Added	YTD Members Dropped	YTD Net Growth% ***	Member Count 1 Year Ago	Dropped Members Avg.Length of Service	Months Since Membership Update	Current Officers Reported ****	Current President Repeated Term	VP Reported *****	Last Date Reported Service (mm/yyyy)	Account Balance	YTD Donations	
Clubs less than two years old			Newly Chartered	19	0	6	-24.00%	24	2	2	Y	3	R	12/2024			
157680	Canyon Global Chambers of Commerce	03/08/2024		Active	13	0	6	-31.58%	20	2	0	Y	3				05/2025
171637	Glendale Educators	05/17/2024		Active	19	20	1	100.00%	0	10	0	Y		N			11/2025
187165	Litchfield Park Warriors	07/14/2025		Active	16	0	1	-5.88%	21	1	4	Y	3	R			02/2025
171364	Metro Phoenix Cooking Masters	06/19/2024		Active	21	1	0	5.00%	0		0	Y	2	R			01/2026
183084	Phoenix Pickleball Warriors	06/24/2025		Active	17	3	7	-19.05%	21	2	1	Y	3	R			12/2025
171620	Phoenix Rising Students	05/13/2024		Active	15	0	5	-25.00%	20	1	1	Y	2	R			11/2025
180267	Surprise Sunshine	01/07/2025		Active	20	20	0	100.00%	0		0	Y					
191777	Verde Village	01/16/2026		Active	27	10	0	58.82%	18		0	Y	8	N			01/2026
Clubs more than two years old				27	3	0	12.50%	23		0	Y	4	R	01/2026			
137304	Buckeye Festival Exc Award (06/30/2024)	01/18/2019	Active	13	0	0	0.00%	12		4	Y		N	11/2025		\$100.00	
101553	BULLHEAD CITY Exc Award (06/30/2018, 06/30/2024, 06/30/2025)	03/21/2008	Active	5	0	1	-16.67%	3	2	5	N	8		11/2025			
8604	CAMELBACK MTN Exc Award (06/30/2023, 06/30/2024)	03/29/1955	Active	13	3	0	30.00%	13		1	Y	2		12/2025			
8681	CAMP VERDE Exc Award (06/30/2025)	03/06/1950	Active	25	4	0	19.05%	20		2	Y	2	R	01/2026		\$40.00	
42059	CHINO VALLEY	12/07/1982	Active	25	3	4	-3.85%	23	1	0	Y	3	R	01/2026		\$660.00	
142867	Chino Valley Lioness Exc Award (06/30/2024, 06/30/2025)	09/15/2020	Active	5	0	5	-50.00%	10	21	1	Y	3	N	11/2025	90+ Days		
8683	COTTONWOOD Exc Award (06/30/2024, 06/30/2025)	03/01/1950	Active	37	7	4	8.82%	34	7	2	Y		IP	12/2025			
8684	FLAGSTAFF	03/16/1945	Active	14	0	7	-33.33%	20	5	3	Y	4	R	10/2025			
47611	FLAGSTAFF SUNRISE	06/30/1987	Active	17	0	3	-15.00%	20	2	0	Y			12/2025			
137675	Fountain Hills Community	06/21/2019	Active														
156322	Glendale Heal the World	10/12/2023	Active														



Club Health Assessment for District 21 N through January 2026

			Status	Membership						Reports				Finance	LCIF	
Club Number	Club Name	Charter Date	Times in Status Quo in Past 2 Years	Current Member Count **	YTD Members Added	YTD Members Dropped	YTD Net Growth% ***	Member Count 1 Year Ago	Dropped Members Avg.Length of Service	Months Since Membership Update	Current Officers Reported ****	Current President Repeated Term	VP Reported *****	Last Date Reported Service (mm/yyyy)	Account Balance	YTD Donations
155353	Glendale Professionals and Healthcare Associates Exc Award (06/30/2024)	08/04/2023	Active	20	0	0	0.00%	20		2	Y		N	12/2025		
8688	HOLBROOK Exc Award (06/30/2023)	09/05/1929	Active	10	0	0	0.00%	10		4	Y	13	R	12/2025		
8693	KINGMAN MOHAVE Exc Award (06/30/2019)	08/01/1963	Active	23	0	4	-14.81%	30	12	0	Y		N	12/2025		
61973	LAKE HAVASU CITY DAYBREAKERS Exc Award (06/30/2024)	05/24/1999	Active	13	0	0	0.00%	14		0	Y			01/2026		
38897	OVERGAARD PONDEROSA Exc Award (06/30/2017, 06/30/2024)	09/25/1980	Active	17	2	2	0.00%	24	3	1	Y	2	N	01/2026		\$800.00
8698	PAYSON Exc Award (06/30/2018, 06/30/2023)	05/09/1963	Active	28	4	0	16.67%	29		1	Y		N	01/2026		\$1,020.00
63561	PEORIA NORTHWEST VALLEY Exc Award (06/30/2024)	09/11/2000	Active	12	0	2	-14.29%	14	31	2	Y		N	12/2025		\$170.00
33522	PEORIA PIONEER Exc Award (06/30/2016, 06/30/2018, 06/30/2021, 06/30/2024)	03/24/1977	Active	23	0	0	0.00%	25		0	Y		R	01/2026		\$20.00
40741	PEORIA SUNSET Exc Award (06/30/2023, 06/30/2024)	01/15/1982	Active	22	0	1	-4.35%	26	52	4	Y		N	10/2025		\$2,600.00
8613	PHOENIX	04/19/1923	Active	23	4	1	15.00%	20	48	0	Y		N	01/2026		\$60.00
124803	Phoenix Asian American Exc Award (06/30/2017, 06/30/2019, 06/30/2020, 06/30/2023, 06/30/2024)	05/05/2015	Active	88	21	35	-13.73%	107	5	0	Y		IP	01/2026		\$1,700.00
58055	PHOENIX BARANGAY Exc Award (06/30/2023, 06/30/2024, 06/30/2025)	03/29/1996	Active	80	3	1	2.56%	73	0	0	Y	2	R	12/2025	90+ Days	\$10,329.99
8612	PHOENIX BILTMORE Exc Award (06/30/2024)	02/27/1964	Active	13	0	0	0.00%	12		4	Y	8		11/2025		
8614	PHOENIX BREAKFAST	03/11/1959	Active	8	0	0	0.00%	9		4	Y	10		11/2025		
141242	Phoenix Jewel of The East Exc Award (06/30/2024)	06/03/2020	Active	35	6	0	20.69%	39		4	Y	2	R	11/2025		
144648	Phoenix Lions Without Borders Exc Award (06/30/2022, 06/30/2024, 06/30/2025)	12/29/2020	Active	77	12	5	10.00%	62	4	0	Y		N	01/2026		\$790.00



Club Health Assessment for District 21 N through January 2026

			Status	Membership						Reports				Finance	LCIF	
Club Number	Club Name	Charter Date	Times in Status Quo in Past 2 Years	Current Member Count **	YTD Members Added	YTD Members Dropped	YTD Net Growth% ***	Member Count 1 Year Ago	Dropped Members Avg.Length of Service	Months Since Membership Update	Current Officers Reported ****	Current President Repeated Term	VP Reported *****	Last Date Reported Service (mm/yyyy)	Account Balance	YTD Donations
29998	PHOENIX METRO	12/10/1974	Active	9	0	0	0.00%	10		3	Y	2	N	12/2025		\$20.00
	Exc Award (06/30/2023)															
8618	PHOENIX MIDTOWN	06/18/1968	Active	6	2	3	-14.29%	7	43	3	Y	8		09/2025		
149756	Phoenix One World Global Artists	02/21/2022	Active(1)	13	2	8	-31.58%	25	2	0	Y	2	R	11/2025		\$100.00
	Exc Award (06/30/2024)															
38035	PHOENIX PARADISE VILLAGE	02/11/1980	Cancelled(6*)	0	0	5	-100.00%	8	17	3	N	None		01/2025		
44956	PHOENIX PHIL AM	05/15/1985	Active	94	4	4	0.00%	94	13	4	Y		N	01/2026		\$2,840.00
	Exc Award (06/30/2016, 06/30/2017, 06/30/2018, 06/30/2024)															
141186	Phoenix Rainbow	06/04/2020	Active	89	17	10	8.54%	75	2	1	Y	2	N	01/2026		\$1,020.00
	Exc Award (06/30/2025)															
144461	Phoenix Unity Family	12/26/2020	Active	3	1	0	50.00%	16		4	N	2		12/2025		
	Exc Award (06/30/2024)															
8625	PHOENIX VALLEY OF SUN	06/02/1960	Active	12	0	1	-7.69%	15	29	4	Y		IP	01/2026		\$170.00
	Exc Award (06/30/2017, 06/30/2019, 06/30/2021, 06/30/2024)															
8699	PINETOP	05/05/1960	Active	11	0	2	-15.38%	13	6	4	Y		R	11/2025		\$20.00
8700	PRESCOTT NOON	06/01/1949	Active	81	7	11	-4.71%	82	9	0	Y		N	01/2026		\$100.00
	Exc Award (06/30/2018, 06/30/2024)															
8701	PRESCOTT SUNRISE	02/09/1961	Active	52	3	3	0.00%	53	15	0	Y		N	01/2026		\$9,160.00
	Exc Award (06/30/2023, 06/30/2024)															
44421	PRESCOTT VALLEY EARLY BIRD	12/31/1984	Active	41	4	1	7.89%	37	5	0	Y		N	01/2026		\$1,020.00
8704	SALOME	04/04/1940	Active	16	3	2	6.67%	15	1	0	Y		N	10/2025		
111501	SCOTTSDALE McCORMICK RANCH	06/24/2011	Active	6	0	0	0.00%	6		4	Y	3	R	08/2025		\$20.00
42767	SCOTTSDALE PINNACLE PEAK	06/30/1983	Active	25	5	4	4.17%	20	14	1	Y	4	R	11/2025		
	Exc Award (06/30/2017)															
52970	SCOTTSDALE PRIDE OF SCOTTSDALE	04/24/1992	Active	17	1	3	-10.53%	17	20	1	Y		IP	10/2025		
	Exc Award (06/30/2017, 06/30/2024, 06/30/2025)															
8695	SEDONA OAK CREEK CANYON	02/20/1953	Active	28	4	0	16.67%	25		0	Y	3	R	12/2025		\$40.00
	Exc Award (06/30/2023, 06/30/2024)															



Club Health Assessment for District 21 N through January 2026

			Status	Membership						Reports				Finance	LCIF	
Club Number	Club Name	Charter Date	Times in Status Quo in Past 2 Years	Current Member Count **	YTD Members Added	YTD Members Dropped	YTD Net Growth% ***	Member Count 1 Year Ago	Dropped Members Avg.Length of Service	Months Since Membership Update	Current Officers Reported ****	Current President Repeated Term	VP Reported *****	Last Date Reported Service (mm/yyyy)	Account Balance	YTD Donations
44519	SHOW LOW	01/28/1985	Active	7	3	1	40.00%	8	0	4	Y	5	R	12/2025		
Exc Award (06/30/2017, 06/30/2024)																
29360	SUN CITY EARLY BIRDS	04/23/1974	Active	21	1	1	0.00%	22	10	0	Y	2	R	01/2026		
Exc Award (06/30/2019)																
8630	SUN CITY HOST	08/18/1960	Active	35	3	0	9.38%	34		1	Y		N	12/2025		\$4,515.00
Exc Award (06/30/2018, 06/30/2019, 06/30/2022, 06/30/2023, 06/30/2024, 06/30/2025)																
8632	SUN CITY MID WEEK BELL	06/12/1972	Active	21	4	0	23.53%	18		1	Y		N	11/2025		\$1,020.00
39683	SUN CITY WEST SUNRISE	04/09/1981	Active	15	2	2	0.00%	15	5	0	Y		N	01/2026		\$100.00
63551	SURPRISE	09/11/2000	Active	16	2	0	14.29%	12		0	Y	3	R	01/2026		\$1,600.00
57704	SURPRISE SUN VILLAGE	12/19/1995	Active	24	3	0	14.29%	24		1	Y		IP	01/2026		\$20.00
8710	WICKENBURG	04/21/1955	Active	10	0	2	-16.67%	13	14	1	Y			11/2025		\$1,020.00
8711	WILLIAMS	03/12/1945	Active	28	0	5	-15.15%	31	18	2	Y	4	R	01/2026		\$570.00
Exc Award (06/30/2018, 06/30/2019, 06/30/2020, 06/30/2022, 06/30/2023, 06/30/2024, 06/30/2025)																

Clubs Cancelled Previous Fiscal Year – Clubs Cancelled within last 12 months may be reinstated

Club Number	Club Name	Charter Date	Current Status*	Cancellation Date
157249	Glendale Sosona	02/06/2024	Cancelled(6*)	06/29/2025
8687	GRAND CANYON	04/20/1961	Cancelled(8*)	12/30/2024

Current Total Clubs Count	YTD New Clubs Count	YTD Cancelled Clubs Count	YTD Net Club Gain	Current Total Members Count	YTD Add	YTD Drop	YTD Net Growth	YTD Net Growth %	Member Count 12 Months Ago	Average Member Count Per Club	% of Clubs with less than 20 members	% No Officer Report in 12 Months	% of Clubs with balance 90+ days	Number of Clubs in Status Quo	% Status Quo Clubs in Financial Suspension	Number of Cancelled Clubs	Average Cancelled Club Age	Members Lost Due to Cancellation	% of Clubs Cancelled for Non-Financial Reasons
60	2	1	1	1,520	197	169	28	1.88%	1,511	25	52%	0%	3%	0	0%	1	111	5	0%

* - P - Priority Club. Cancellation Reasons: 1-Objectives/conduct, 2-Non-active club, 5-Non-existing club, 6-Disbanding, 7-Merger, 8-Financial Suspension, 9-District/Multiple District Dues.

** Red denotes below 15 active members.

*** Red denotes 20% + loss.

**** Y - all 3 (President, Secretary, Treasurer) club officers reported, N - not all 3 reported.

***** Abbreviation: N-New, IP-Immediate Past, R-Repeat.



Club Health Assessment for District 21 S through January 2026

			Status	Membership						Reports				Finance		LCIF
Club Number	Club Name	Charter Date	Times in Status Quo in Past 2 Years	Current Member Count **	YTD Members Added	YTD Members Dropped	YTD Net Growth% ***	Member Count 1 Year Ago	Dropped Members Avg.Length of Service	Months Since Membership Update	Current Officers Reported ****	Current President Repeated Term	VP Reported *****	Last Date Reported Service (mm/yyyy)	Account Balance	YTD Donations
Clubs less than two years old																
182380	Apache Junction	06/10/2025	Active	9	2	20	-66.67%	0	1	1	N	2	N	11/2025		
157333	Eastern Arizona College	05/17/2024	Active	49	29	1	133.33%	21	11	0	Y			10/2025		
181366	Maricopa Alliance of Assisted Living	03/13/2025	Active	19	0	2	-9.52%	0	5	0	Y	2		01/2026		
Clubs more than two years old																
8601	AJO	03/12/1962	Active	2	0	0	0.00%	2		16	N			12/2011		
8638	BENSON	11/08/1950	Active(1)	7	7	0	100.00%	0		0	Y		N	01/2026		
8603	BUCKEYE	09/30/1947	Active	22	2	3	-4.35%	24	2	1	Y	2	N	12/2025		\$580.00
Exc Award (06/30/2018, 06/30/2019)																
61904	CATALINA ORO VALLEY	05/11/1999	Active	30	0	0	0.00%	33		3	Y		N	01/2026		
Exc Award (06/30/2023)																
8643	CHANDLER	02/22/1939	Active	44	11	8	7.32%	40	3	0	Y	2	N	01/2026		\$1,020.00
56694	CHANDLER SUN BIRD	03/23/1995	Active	58	5	4	1.75%	54	2	0	Y	3	R	01/2026		\$7,540.00
Exc Award (06/30/2016, 06/30/2023, 06/30/2025)																
8644	COCHISE STRONGHOLD	12/06/1965	Active	26	4	2	8.33%	27	4	0	Y	2	R	01/2026		\$520.00
Exc Award (06/30/2018)																
8645	COOLIDGE	02/28/1929	Active(1)	10	0	4	-28.57%	14	9	4	N	2		06/2017		
8647	DOUGLAS	04/22/1929	Active	25	2	2	0.00%	23	1	2	Y		N	12/2019		
8649	ELOY	01/27/1945	Active	7	0	0	0.00%	7		3	Y	5		05/2021		
8650	FLORENCE	03/28/1929	Active	12	4	1	33.33%	11	0	0	Y		N	01/2026	90+ Days	\$250.00
8606	GILA BEND	01/07/1965	Active	8	2	0	33.33%	6		3	N	5		09/2021	90+ Days	
8653	GLOBE	04/27/1943	Active	9	1	0	12.50%	15		0	Y			12/2025		\$2,117.70
Exc Award (06/30/2018, 06/30/2022)																
61905	GOLD CANYON	05/17/1999	Active	19	0	0	0.00%	21		1	Y		N	11/2025		
8609	GOODYEAR	05/14/1945	Active	2	0	0	0.00%	2		8	Y	6		07/2019		
8655	HUACHUCA CITY	04/30/1963	Active	16	1	2	-5.88%	13	2	0	Y	6	N	01/2026		
29841	LAVEEN	10/21/1974	Active(1)	9	0	22	-70.97%	31	19	2	Y	2		10/2022		
Exc Award (06/30/2018)																



Club Health Assessment for District 21 S through January 2026

			Status	Membership						Reports				Finance	LCIF	
Club Number	Club Name	Charter Date	Times in Status Quo in Past 2 Years	Current Member Count **	YTD Members Added	YTD Members Dropped	YTD Net Growth% ***	Member Count 1 Year Ago	Dropped Members Avg.Length of Service	Months Since Membership Update	Current Officers Reported ****	Current President Repeated Term	VP Reported *****	Last Date Reported Service (mm/yyyy)	Account Balance	YTD Donations
119411	MARANA HOST	05/22/2013	Active	24	7	0	41.18%	16		2	Y		R	01/2026		\$540.00
	Exc Award (06/30/2025)															
124245	Maricopa	03/04/2015	Active	35	9	3	20.69%	28	7	0	Y		N	03/2025		\$1,568.00
	Exc Award (06/30/2023, 06/30/2024)															
106858	MESA FOUNTAIN OF THE SUN	11/11/2009	Active	52	6	3	6.12%	47	1	0	Y		N	01/2026		\$2,180.00
	Exc Award (06/30/2017, 06/30/2024, 06/30/2025)															
38140	MESA LEISURE WORLD	03/31/1980	Active	70	18	3	27.27%	63	6	0	Y	2	N	12/2025		\$1,000.00
	Exc Award (06/30/2019, 06/30/2021, 06/30/2022)															
122542	Mesa Sunland Springs Village	06/18/2014	Active	21	3	5	-8.70%	25	2	0	Y		N	01/2026		\$3,500.00
	Exc Award (06/30/2016, 06/30/2022, 06/30/2023, 06/30/2024)															
8658	MESA THUNDERBIRD	05/15/1963	Active	41	12	1	36.67%	28	1	0	Y		N	01/2026		\$530.00
	Exc Award (06/30/2017, 06/30/2018, 06/30/2022, 06/30/2025)															
8659	MIAMI	03/19/1928	Active	11	3	0	37.50%	8		0	Y	7		09/2018		
8660	MORENCI	10/17/1947	Active	21	4	1	16.67%	19	1	1	Y		R	01/2026		
8661	NOGALES	04/23/1945	Active	33	4	0	13.79%	32		0	Y		N	12/2025		
8664	SAFFORD	10/10/1950	Active	103	22	0	27.16%	73		0	Y		N	01/2026		\$200.00
8666	SAN PEDRO VALLEY	11/04/1947	Active(1)	6	0	4	-40.00%	4	1	3	Y	2		03/2021		
104237	SAN TAN	12/29/2008	Active	6	0	1	-14.29%	7	34	2	Y	2	R	10/2025		\$100.00
8651	SIERRA VISTA	10/18/1955	Active	15	0	2	-11.76%	16	32	0	Y	3	R	01/2026		\$300.00
8668	SOUTH TUCSON	09/23/1947	Active	38	2	11	-19.15%	33	9	0	Y		R	06/2025		\$500.00
44625	SUN LAKES	02/18/1985	Active	33	8	6	6.45%	27	11	0	Y	4	N	08/2025		\$420.00
	Exc Award (06/30/2023, 06/30/2025)															
115729	SUN LAKES BREAKFAST	12/19/2011	Active	28	0	0	0.00%	28		0	Y	2	R	11/2025		\$4,010.00
	Exc Award (06/30/2016)															
97626	TANQUE VERDE VALLEY	08/16/2006	Active	11	2	0	22.22%	13		2	Y	3	R	02/2025		
8671	TEMPE	05/02/1929	Active	8	4	0	100.00%	4		1	Y	3	N	08/2025		\$20.00
8672	TOMBSTONE	04/09/1954	Active	10	0	4	-28.57%	16	28	0	Y	5	R	11/2022		\$1,000.00
8674	TUCSON BREAKFAST	04/03/1957	Active	54	4	1	5.88%	52	4	0	Y		N	09/2025		\$140.00
	Exc Award (06/30/2016, 06/30/2024)															



Club Health Assessment for District 21 S through January 2026

INTERNATIONAL

Club Number	Club Name	Charter Date	Status	Membership					Reports				Finance	LCIF		
			Times in Status Quo in Past 2 Years	Current Member Count **	YTD Members Added	YTD Members Dropped	YTD Net Growth% ***	Member Count 1 Year Ago	Dropped Members Avg.Length of Service	Months Since Membership Update	Current Officers Reported ****	Current President Repeated Term	VP Reported *****	Last Date Reported Service (mm/yyyy)	Account Balance	YTD Donations
8673	TUCSON DOWNTOWN	04/26/1923	Active	38	3	0	8.57%	23		1	Y			08/2024		
8663	TUCSON RINCON	04/02/1953	Active	41	5	4	2.50%	33	18	0	Y	7	N	12/2025		\$161.00
8677	TUCSON WILMOT	11/20/1957	Cancelled(6*)	0	0	0	0.00%	3		7	N	None		11/2023		

Clubs Cancelled Previous Fiscal Year – Clubs Cancelled within last 12 months may be reinstated

Club Number	Club Name	Charter Date	Current Status*	Cancellation Date
8652	GILBERT	10/14/1969	Cancelled(6*)	06/29/2025
38433	GREEN VALLEY SAHUARITA	05/15/1980	Cancelled(6*)	06/29/2025
50497	GUADALUPE	05/04/1990	Cancelled(8*)	12/30/2024
29403	SIERRA VISTA LA SALIDA DEL SOL	05/10/1974	Cancelled(6*)	12/30/2024
145171	Tucson Cyber	02/24/2021	Cancelled(6*)	04/29/2025
153914	UA Lions	04/19/2023	Cancelled(8*)	06/29/2025

Current Total Clubs Count	YTD New Clubs Count	YTD Cancelled Clubs Count	YTD Net Club Gain	Current Total Members Count	YTD Add	YTD Drop	YTD Net Growth	YTD Net Growth %	Member Count 12 Months Ago	Average Member Count Per Club	% of Clubs with less than 20 members	% No Officer Report in 12 Months	% of Clubs with balance 90+ days	Number of Clubs in Status Quo	% Status Quo Clubs in Financial Suspension	Number of Cancelled Clubs	Average Cancelled Club Age	Members Lost Due to Cancellation	% of Clubs Cancelled for Non-Financial Reasons
42	0	1	-1	1,082	186	120	66	6.50%	942	26	48%	0%	5%	0	0%	1	260	0	-100%

* - P - Priority Club. Cancellation Reasons: 1-Objectives/conduct, 2-Non-active club, 5-Non-existing club, 6-Disbanding, 7-Merger, 8-Financial Suspension, 9-District/Multiple District Dues.

** Red denotes below 15 active members.

*** Red denotes 20% + loss.

**** Y - all 3 (President, Secretary, Treasurer) club officers reported, N - not all 3 reported.

***** Abbreviation: N-New, IP-Immediate Past, R-Repeat.




Club Health Assessment for District 28 U through January 2026

			Status	Membership						Reports				Finance	LCIF	
Club Number	Club Name	Charter Date	Times in Status Quo in Past 2 Years	Current Member Count **	YTD Members Added	YTD Members Dropped	YTD Net Growth% ***	Member Count 1 Year Ago	Dropped Members Avg.Length of Service	Months Since Membership Update	Current Officers Reported ****	Current President Repeated Term	VP Reported *****	Last Date Reported Service (mm/yyyy)	Account Balance	YTD Donations
Clubs less than two years old																
172109	Weber State University	06/17/2024	Active	5	0	2	-28.57%	24	2	0	N	None		01/2026		
Clubs more than two years old																
10778	BINGHAM CANYON	11/01/1938	Active(2)	20	0	3	-13.04%	23	15	3	N	3	R	12/2024		
10779	BLUFFDALE	05/27/1957	Active	24	5	9	-14.29%	26	4	1	Y			04/2025		
10741	BOUNTIFUL	10/10/1938	Active	44	0	2	-4.35%	43	29	2	Y		N	08/2025		\$1,860.00
10745	COALVILLE	04/05/1937	Active	10	0	2	-16.67%	13	3	0	Y	3		11/2025		\$100.00
10783	EAST MILL CREEK	12/02/1943	Active	12	3	1	20.00%	10	1	3	Y		N	01/2024		
10817	FLAMING GORGE	01/27/1958	Active	3	0	5	-62.50%	24	3	0	Y		N	07/2015		
10788	HOLLADAY	02/11/1943	Active	4	0	1	-20.00%	6	20	6	N	6		07/2020		\$300.00
10750	HYDE PARK	12/07/1947	Active	10	0	0	0.00%	11		3	Y	2		05/2025		
10824	KAMAS VALLEY	04/06/1937	Active	18	0	0	0.00%	15		6	Y	2	R	05/2025		
10754	LOGAN	12/18/1934	Active(1)	9	2	0	28.57%	9		2	Y		IP	04/2015	90+ Days	
10792	MAGNA	11/27/1925	Active(1)	8	0	0	0.00%	8		27	N	10		06/2020		
10756	MORGAN	09/21/1929	Active	22	4	2	10.00%	20	16	0	Y		N	12/2022		
105861	PARADISE	06/17/2009	Active(1)	14	0	0	0.00%	14		8	Y			08/2022		
58473	PARK CITY	06/24/1996	Active	8	0	1	-11.11%	9	10	4	Y	2		01/2026		\$50.00
10762	PLAIN CITY	04/02/1948	Active	21	3	1	10.53%	19	34	3	Y		N	10/2025	90+ Days	
10765	RICHMOND	01/18/1929	Active	18	2	1	5.88%	17	2	2	Y		R	12/2025		
10768	RIVERDALE	05/23/1954	Active	17	1	1	0.00%	21	0	0	Y	2	N	01/2026		\$525.00
Exc Award (06/30/2023)																
10797	SALT LAKE CITY	06/07/1921	Active	4	0	0	0.00%	4		27	Y			09/2023		
10801	SALT LAKE CITY ROSE PARK	04/18/1950	Active	24	0	0	0.00%	25		3	Y		N	04/2025		\$200.00
10769	SMITHFIELD	12/15/1947	Active	18	2	3	-5.26%	16	26	1	Y		N	01/2026		\$3,150.00
10807	SOUTH SALT LAKE	12/18/1944	Active	14	0	0	0.00%	14		8	Y	2	R	11/2025		\$950.00
10772	SYRACUSE	07/19/1951	Active(1)	25	4	0	19.05%	22		1	Y		N	12/2025	90+ Days	\$13,719.54
10773	TREMONTON	01/09/1930	Active	25	4	2	8.70%	20	1	1	Y					



Club Health Assessment for District 28 U through January 2026

			Status	Membership						Reports				Finance	LCIF	
Club Number	Club Name	Charter Date	Times in Status Quo in Past 2 Years	Current Member Count **	YTD Members Added	YTD Members Dropped	YTD Net Growth% ***	Member Count 1 Year Ago	Dropped Members Avg.Length of Service	Months Since Membership Update	Current Officers Reported ****	Current President Repeated Term	VP Reported *****	Last Date Reported Service (mm/yyyy)	Account Balance	YTD Donations
10774	WASHINGTON TERRACE	05/25/1959	Active(2)	2	3	1	100.00%	2	17	6	Y	10		05/2023		

Clubs Cancelled Previous Fiscal Year – Clubs Cancelled within last 12 months may be reinstated

Club Number	Club Name	Charter Date	Current Status*	Cancellation Date
56349	SALT LAKE CITY RED BUTTE	12/28/1994	Cancelled(6*)	09/29/2024

Current Total Clubs Count	YTD New Clubs Count	YTD Cancelled Clubs Count	YTD Net Club Gain	Current Total Members Count	YTD Add	YTD Drop	YTD Net Growth	YTD Net Growth %	Member Count 12 Months Ago	Average Member Count Per Club	% of Clubs with less than 20 members	% No Officer Report in 12 Months	% of Clubs with balance 90+ days	Number of Clubs in Status Quo	% Status Quo Clubs in Financial Suspension	Number of Cancelled Clubs	Average Cancelled Club Age	Members Lost Due to Cancellation	% of Clubs Cancelled for Non-Financial Reasons
25	0	0	0	379	33	37	-4	-1.04%	415	15	68%	0%	12%	0	0%	0	0	0	0%

* - P - Priority Club. Cancellation Reasons: 1-Objectives/conduct, 2-Non-active club, 5-Non-existing club, 6-Disbanding, 7-Merger, 8-Financial Suspension, 9-District/Multiple District Dues.

** Red denotes below 15 active members.


*** Red denotes 20% + loss.

**** Y - all 3 (President, Secretary, Treasurer) club officers reported, N - not all 3 reported.

***** Abbreviation: N-New, IP-Immediate Past, R-Repeat.




Club Health Assessment for District 28 T through January 2026

			Status	Membership						Reports				Finance	LCIF	
Club Number	Club Name	Charter Date	Times in Status Quo in Past 2 Years	Current Member Count **	YTD Members Added	YTD Members Dropped	YTD Net Growth% ***	Member Count 1 Year Ago	Dropped Members Avg.Length of Service	Months Since Membership Update	Current Officers Reported ****	Current President Repeated Term	VP Reported *****	Last Date Reported Service (mm/yyyy)	Account Balance	YTD Donations
Clubs more than two years old																
10846	BRYCE	03/22/1962	Cancelled(8*)	0	0	19	-100.00%	19	17	1	N	None		07/2022	90+ Days	\$200.00
10847	CEDAR CITY	12/22/1930	Active	52	4	7	-5.45%	54	19	0	Y		N	04/2025		
10818	DUCHESNE	01/18/1939	Active	9	0	0	0.00%	9		6	Y	11	R	07/2022		
10850	EPHRAIM	09/15/1924	Active	17	0	0	0.00%	17		19	Y	4		01/2020		
10851	ESCALANTE	07/12/1962	Active	16	0	0	0.00%	16		3	Y	11		03/2022		
38587	FOUNTAIN GREEN	06/29/1980	Active	10	0	0	0.00%	10		6	Y	11	R	03/2019		
38288	GLENDALE LONG VALLEY	04/28/1980	Active(1)	32	0	0	0.00%	0		7	Y	2				
10855	GUNNISON VALLEY L C	02/26/1924	Active	38	2	0	5.56%	37		5	Y		N	07/2016		
10856	HINCKLEY	02/26/1951	Active	10	0	0	0.00%	10		19	Y	9		04/2014		
10857	HURRICANE	04/16/1941	Active	10	2	1	11.11%	10	1	1	Y		N	05/2018	\$500.00	
55367	MAYFIELD	03/03/1994	Active	21	4	2	10.53%	18	15	4	N	None	N	07/2023		
10861	MILFORD	04/29/1924	Active(1)	15	0	0	0.00%	15		19	Y	14				
10863	MONROE	05/05/1927	Active(1)	13	0	0	0.00%	0		6	Y	4				
10830	MONTICELLO	12/20/1945	Active(1)	16	0	0	0.00%	18		7	Y			06/2025		
10866	NEPHI	03/10/1948	Active	24	1	2	-4.00%	25	3	6	N			09/2022	\$1,790.00	
10867	PANGUITCH	12/24/1929	Active	12	0	2	-14.29%	15	3	1	N	None		11/2025		
10868	PAROWAN	02/22/1962	Active	9	2	4	-18.18%	11	23	2	Y	10	R		90+ Days	
10869	PAYSON	01/08/1924	Active	20	0	0	0.00%	21		6	Y	2	R	09/2023		
10834	PLEASANT GROVE	10/24/1938	Active	4	0	0	0.00%	4		20	Y	5		12/2025		
10870	RICHFIELD	11/22/1928	Active	24	0	0	0.00%	27		5	Y		N	07/2025		
10872	SALINA	03/20/1924	Active(1)	13	16	16	0.00%	11	8	0	Y	4		11/2016	\$435.00	
10871	ST GEORGE	11/05/1934	Active	66	8	0	13.79%	63		4	Y			09/2015	90+ Days	
10874	WASHINGTON	05/14/1969	Active	24	0	0	0.00%	16		4	Y	5		10/2018		
10876	ZION CANYON	05/20/1950	Active	23	5	0	27.78%	17		4	Y	11		03/2019		



Club Health Assessment for District 28 T through January 2026

				Status		Membership					Reports				Finance	LCIF
Club Number	Club Name	Charter Date	Times in Status Quo in Past 2 Years	Current Member Count **	YTD Members Added	YTD Members Dropped	YTD Net Growth% ***	Member Count 1 Year Ago	Dropped Members Avg.Length of Service	Months Since Membership Update	Current Officers Reported ****	Current President Repeated Term	VP Reported *****	Last Date Reported Service (mm/yyyy)	Account Balance	YTD Donations

Clubs Cancelled Previous Fiscal Year – Clubs Cancelled within last 12 months may be reinstated

Club Number	Club Name	Charter Date	Current Status*	Cancellation Date
10828	MOAB	07/31/1930	Cancelled(8*)	06/29/2025

Current Total Clubs Count	YTD New Clubs Count	YTD Cancelled Clubs Count	YTD Net Club Gain	Current Total Members Count	YTD Add	YTD Drop	YTD Net Growth	YTD Net Growth %	Member Count 12 Months Ago	Average Member Count Per Club	% of Clubs with less than 20 members	% No Officer Report in 12 Months	% of Clubs with balance 90+ days	Number of Clubs in Status Quo	% Status Quo Clubs in Financial Suspension	Number of Cancelled Clubs	Average Cancelled Club Age	Members Lost Due to Cancellation	% of Clubs Cancelled for Non-Financial Reasons
23	0	1	-1	478	44	53	-9	-1.85%	443	21	57%	0%	9%	0	0%	1	159	19	-100%

* - P - Priority Club. Cancellation Reasons: 1-Objectives/conduct, 2-Non-active club, 5-Non-existing club, 6-Disbanding, 7-Merger, 8-Financial Suspension, 9-District/Multiple District Dues.

** Red denotes below 15 active members.

*** Red denotes 20% + loss.

**** Y - all 3 (President, Secretary, Treasurer) club officers reported, N - not all 3 reported.

***** Abbreviation: N-New, IP-Immediate Past, R-Repeat.



Club Health Assessment for District 38 L through January 2026

			Status	Membership						Reports				Finance	LCIF	
Club Number	Club Name	Charter Date	Times in Status Quo in Past 2 Years	Current Member Count **	YTD Members Added	YTD Members Dropped	YTD Net Growth% ***	Member Count 1 Year Ago	Dropped Members Avg.Length of Service	Months Since Membership Update	Current Officers Reported ****	Current President Repeated Term	VP Reported *****	Last Date Reported Service (mm/yyyy)	Account Balance	YTD Donations
Clubs more than two years old																
13239	ALLIANCE	04/26/1961	Active	14	0	2	-12.50%	16	22	3	Y	4		11/2018		
13346	BEAVER CITY	04/18/1968	Active	25	0	1	-3.85%	26	32	5	Y	3	R	05/2019		
31255	BENKELMAN	10/20/1975	Active	14	0	0	0.00%	17		8	Y	4	N	07/2018		\$7,970.00
13242	BRADY	09/15/1953	Active(1)	4	0	0	0.00%	4		34	Y	11		05/2022		
13243	BRIDGEPORT	09/22/1922	Active	22	0	0	0.00%	21		9	Y	9	R	03/2021		
13244	BRULE	03/01/1950	Active	14	0	0	0.00%	16		7	Y		N	05/2019		
13245	BUSHNELL	04/25/1946	Active	11	0	0	0.00%	14		8	Y		N			\$20.00
13348	CAMBRIDGE	06/14/1948	Active	37	1	2	-2.63%	39	5	3	Y		R	12/2025		\$210.00
Exc Award (06/30/2022)																
13246	CHADRON	10/24/1950	Active	28	3	1	7.69%	24	41	1	Y		N	04/2024		\$1,388.00
13247	CHAPPELL	01/19/1956	Active	1	1	6	-83.33%	8	14	1	N	None		11/2021		
13353	ELWOOD	04/14/1964	Active	28	2	7	-15.15%	38	13	0	Y	2	N	05/2020		\$240.00
13354	EUSTIS	06/12/1951	Active	68	2	1	1.49%	65	9	4	Y	2	N	12/2023	90+ Days	\$1,000.00
13355	FARNAM	04/25/1941	Active	19	0	0	0.00%	19		8	Y		R	02/2020		\$5.00
13252	GORDON	09/27/1972	Active	26	2	3	-3.70%	30	38	0	Y		N	01/2026		\$5.00
13360	GOTHENBURG	08/21/1942	Active	18	5	3	12.50%	12	14	0	Y	3		04/2021		
13362	GRANT	01/14/1947	Active	21	0	0	0.00%	21		8	Y		N	02/2025		
Exc Award (06/30/2018)																
13253	GURLEY	06/02/1960	Active	21	2	0	10.53%	19		0	Y		N	01/2022	90+ Days	
13257	HERSHEY	10/16/1963	Active	14	0	1	-6.67%	15	62	6	N	9		06/2025		
108397	HITCHCOCK COUNTY	05/19/2010	Active	16	0	1	-5.88%	17	1	2	Y			08/2025		\$200.00
13369	HOLBROOK	12/16/1970	Active	32	1	3	-5.88%	33	39	0	Y		N	12/2025		
77826	HYANNIS	11/20/2003	Active	11	0	0	0.00%	12		0	Y		IP	04/2025	90+ Days	\$1,665.00
13373	IMPERIAL	11/03/1931	Active	19	1	1	0.00%	22	39	1	Y		N	03/2025	90+ Days	\$35.00
13258	KIMBALL	09/03/1920	Active	6	0	0	0.00%	6		30	Y	11		05/2019		
13378	LEXINGTON	02/13/1950	Active	33	4	2	6.45%	33	58	1	Y	2	R	12/2025	90+ Days	\$2,050.00
Exc Award (06/30/2018)																



Club Health Assessment for District 38 L through January 2026

			Status		Membership					Reports				Finance		LCIF			
Club Number	Club Name	Charter Date	Times in Status Quo in Past 2 Years	Current Member Count **	YTD Members Added	YTD Members Dropped	YTD Net Growth% ***	Member Count 1 Year Ago	Dropped Members Avg.Length of Service	Months Since Membership Update	Current Officers Reported ****	Current President Repeated Term	VP Reported *****	Last Date Reported Service (mm/yyyy)	Account Balance	YTD Donations			
13260	LODGEPOLE	09/28/1953	Active	8	0	0	0.00%	8		15	Y		N	04/2023	90+ Days	\$10.00			
13381	MAYWOOD	01/07/1948	Active	11	0	0	0.00%	12		8	Y	9	R	02/2024					
13382	MC COOK	05/25/1948	Active(1)	7	0	0	0.00%	7		11	Y	2							
126613	Mullen	01/28/2016	Active	7	0	0	0.00%	7		21	Y	9		08/2021					
13265	OGALLALA	09/30/1936	Active	9	0	0	0.00%	11		9	Y	14		08/2018					
13266	OSHKOSH	09/30/1953	Active	15	1	0	7.14%	14		6	Y	9	R	03/2024					
13267	PAXTON	03/24/1941	Active	11	0	0	0.00%	11		8	Y	4	R	11/2015					
13268	POTTER	03/15/1945	Active	24	0	1	-4.00%	25	47	4	Y	15	R						
13269	SCOTTSBLUFF-GERING	03/15/1921	Active	26	1	0	4.00%	24		2	Y		N	03/2020					
13271	SUTHERLAND	11/29/1950	Active	11	0	0	0.00%	10		8	Y		R	01/2025					
13394	VENANGO	01/22/1948	Active	16	0	3	-15.79%	19	21	0	Y	3	R	01/2026		\$250.00			
62207	WALLACE	06/28/1999	Active	29	0	0	0.00%	29		10	Y		N	12/2025					
Exc Award (06/30/2018)																			
61975	WAUNETA-PALISADE FRENCHMAN VAL	05/25/1999	Cancelled(8*)	0	0	11	-100.00%	11	18	18	N	None		01/2014	90+ Days				
Current Total Clubs Count	YTD New Clubs Count	YTD Cancelled Clubs Count	YTD Net Club Gain	Current Total Members Count	YTD Add	YTD Drop	YTD Net Growth %	Member Count 12 Months Ago	Average Member Count Per Club	% of Clubs with less than 20 members	% No Officer Report in 12 Months	% of Clubs with balance 90+ days	Number of Clubs in Status Quo	% Status Quo Clubs in Financial Suspension	Number of Cancelled Clubs	Average Cancelled Club Age	Members Lost Due to Cancellation	% of Clubs Cancelled for Non-Financial Reasons	
36	0	1	-1	676	26	49	-23	-3.29%	715	19	61%	0%	17%	0	0%	1	27	11	0%

* - P - Priority Club. Cancellation Reasons: 1-Objectives/conduct, 2-Non-active club, 5-Non-existing club, 6-Disbanding, 7-Merger, 8-Financial Suspension, 9-District/Multiple District Dues.

** Red denotes below 15 active members.

*** Red denotes 20% + loss.

**** Y - all 3 (President, Secretary, Treasurer) club officers reported, N - not all 3 reported.

***** Abbreviation: N-New, IP-Immediate Past, R-Repeat.




Club Health Assessment for District 38 I through January 2026

			Status	Membership					Reports				Finance		LCIF	
Club Number	Club Name	Charter Date	Times in Status Quo in Past 2 Years	Current Member Count **	YTD Members Added	YTD Members Dropped	YTD Net Growth% ***	Member Count 1 Year Ago	Dropped Members Avg.Length of Service	Months Since Membership Update	Current Officers Reported ****	Current President Repeated Term	VP Reported *****	Last Date Reported Service (mm/yyyy)	Account Balance	YTD Donations
Clubs more than two years old																
13272	AINSWORTH	10/16/1952	Active	36	0	0	0.00%	37		6	Y		N	05/2025		
13342	AMHERST	05/10/1965	Active	18	0	0	0.00%	18		3	Y		N	08/2025		
13273	ATKINSON	09/07/1967	Active	44	0	1	-2.22%	45	6	5	Y	2	R	05/2025		
13274	BARTLETT	12/02/1965	Active	35	0	0	0.00%	40		4	Y	3	R	08/2025		
Exc Award (06/30/2017)																
108309	BERTRAND	05/12/2010	Active(1)	6	0	0	0.00%	6		6	Y	9	R	06/2025		
13278	BROKEN BOW	05/04/1954	Active	38	0	3	-7.32%	40	9	4	Y	4	R	01/2026		\$1,000.00
134320	Burwell Area	05/04/2018	Active	21	0	0	0.00%	19		1	Y			12/2025		\$50.00
33269	CLAY CENTER	01/27/1977	Active	15	0	0	0.00%	15		9	Y	2	R	11/2025		\$500.00
13407	EDGAR	09/11/1931	Active	28	0	0	0.00%	29		11	Y		N	01/2019		\$565.00
13352	ELM CREEK	10/18/1966	Active	13	0	0	0.00%	13		12	Y	13	R	11/2021		
13361	GRAND ISLAND	04/01/1941	Active	7	0	0	0.00%	7		16	Y	3		01/2026		
13415	HARVARD	03/22/1963	Active	16	0	1	-5.88%	19	14	3	Y			04/2023		
13364	HASTINGS	08/11/1921	Active	4	0	0	0.00%	4		8	Y	6		04/2018		
13365	HASTINGS EVENING	08/03/1966	Active	27	0	0	0.00%	27		2	Y		N	10/2024		\$850.00
13367	HEARTWELL	03/27/1972	Active	11	0	0	0.00%	11		20	Y	15		12/2023		
13368	HILDRETH	10/11/1948	Active	27	2	0	8.00%	20		0	Y		N	07/2022	90+ Days	
13370	HOLDREGE	10/21/1948	Active	21	0	3	-12.50%	23	18	0	Y		N	12/2025		
13374	KEARNEY	02/12/1941	Active	20	2	0	11.11%	18		4	Y		IP	07/2025		
13380	MACON	08/14/1973	Active	36	0	0	0.00%	36		8	Y	4	R	04/2015		
13384	MINDEN	07/13/1948	Active	15	0	0	0.00%	15		10	Y	4	R	04/2019		
13300	NORTH LOUP	01/03/1946	Active	34	0	0	0.00%	34		8	Y			03/2023		
13302	ONEILL	01/31/1957	Active	24	0	1	-4.00%	27	14	2	Y	2		05/2023		
13424	ONG	04/11/1972	Active	4	0	0	0.00%	4		23	Y	9		11/2025		
13385	ORLEANS	06/16/1967	Active	16	0	0	0.00%	16		8	Y	2		06/2023		
13387	PLEASANTON	10/13/1966	Active	14	0	1	-6.67%	13	25	6	Y	2	R	12/2024		\$1,000.00
13388	RAVENNA	12/29/1948	Active	62	3	1	3.33%	52	10	3	Y			06/2025	90+ Days	



Club Health Assessment for District 38 I through January 2026



			Status		Membership					Reports				Finance		LCIF
Club Number	Club Name	Charter Date	Times in Status Quo in Past 2 Years	Current Member Count **	YTD Members Added	YTD Members Dropped	YTD Net Growth% ***	Member Count 1 Year Ago	Dropped Members Avg.Length of Service	Months Since Membership Update	Current Officers Reported ****	Current President Repeated Term	VP Reported *****	Last Date Reported Service (mm/yyyy)	Account Balance	YTD Donations
13389	RED CLOUD	01/21/1930	Active	30	0	5	-14.29%	34	14	1	Y	4	N	12/2025		\$400.00
116837	SHELTON AREA	05/18/2012	Active	36	5	0	16.13%	36		5	Y	2	R	09/2021		
35687	SUTTON	05/26/1978	Active	17	2	1	6.25%	16	17	0	Y	4	R	12/2021		
13311	TAYLOR	03/07/1967	Active	20	1	1	0.00%	20	50	5	Y	7	R	09/2024		
45775	VALENTINE	02/03/1986	Active(1)	5	0	0	0.00%	5		0	Y	3		02/2024		
13395	WILCOX	05/18/1961	Active	33	0	0	0.00%	34		7	Y		IP	03/2021		

Current Total Clubs Count	YTD New Clubs Count	YTD Cancelled Clubs Count	YTD Net Club Gain	Current Total Members Count	YTD Add	YTD Drop	YTD Net Growth	YTD Net Growth %	Member Count 12 Months Ago	Average Member Count Per Club	% of Clubs with less than 20 members	% No Officer Report in 12 Months	% of Clubs with balance 90+ days	Number of Clubs in Status Quo	% Status Quo Clubs in Financial Suspension	Number of Cancelled Clubs	Average Cancelled Club Age	Members Lost Due to Cancellation	% of Clubs Cancelled for Non-Financial Reasons
32	0	0	0	733	15	18	-3	-0.41%	733	23	44%	0%	6%	0	0%	0	0	0	0%

* - P - Priority Club. Cancellation Reasons: 1-Objectives/conduct, 2-Non-active club, 5-Non-existing club, 6-Disbanding, 7-Merger, 8-Financial Suspension, 9-District/Multiple District Dues.

** Red denotes below 15 active members.

*** Red denotes 20% + loss.

**** Y - all 3 (President, Secretary, Treasurer) club officers reported, N - not all 3 reported.

***** Abbreviation: N-New, IP-Immediate Past, R-Repeat.



Club Health Assessment for District 38 O through January 2026

			Status	Membership						Reports				Finance		LCIF
Club Number	Club Name	Charter Date	Times in Status Quo in Past 2 Years	Current Member Count **	YTD Members Added	YTD Members Dropped	YTD Net Growth% ***	Member Count 1 Year Ago	Dropped Members Avg.Length of Service	Months Since Membership Update	Current Officers Reported ****	Current President Repeated Term	VP Reported *****	Last Date Reported Service (mm/yyyy)	Account Balance	YTD Donations
Clubs less than two years old																
180959	West Point	03/10/2025	Active	31	7	0	29.17%	0		1	Y	2	R	01/2026		
Clubs more than two years old																
49475	ARLINGTON	05/05/1989	Active	13	1	0	8.33%	17		3	Y	3	N	11/2025		
13276	BATTLE CREEK	10/21/1947	Active	30	2	0	7.14%	31		0	Y		N	01/2026		\$350.00
	Exc Award (06/30/2024)															
13313	BENNINGTON	06/17/1966	Active(2)	32	1	1	0.00%	32	25	1	Y	10	R	12/2025	90+ Days	
13314	BLAIR	07/29/1941	Active	29	1	5	-12.12%	34	21	2	Y			10/2025	90+ Days	
	Exc Award (06/30/2023)															
13284	COLUMBUS NOON	04/26/1921	Active	39	1	2	-2.50%	39	36	0	Y		N	01/2026		\$3,438.00
	Exc Award (07/30/2017)															
13317	ELKHORN	04/02/1965	Active(1)	9	0	1	-10.00%	11	23	4	Y	5		06/2025		\$150.00
57381	FREMONT JOHN C	09/28/1995	Active	12	0	1	-7.69%	13	12	5	Y	4		10/2025		
13292	GENOA	09/21/1936	Active	7	0	4	-36.36%	11	32	3	Y		N	07/2021		\$1,000.00
13321	LAUREL	05/26/1952	Active	8	2	1	14.29%	10	6	2	N	None		12/2023		
13295	MEADOW GROVE-TILDEN	04/01/1963	Active	14	0	0	0.00%	15		8	Y			06/2025		
13298	NELIGH	02/04/1944	Active	6	0	0	0.00%	6		13	Y	4		04/2019		
30720	NEWMAN GROVE	05/14/1975	Active	8	0	0	0.00%	8		19	Y	16	R	09/2025		
13299	NORFOLK	06/14/1921	Active	80	7	12	-5.88%	80	20	1	Y		N	01/2026	90+ Days	\$2,000.00
	Exc Award (06/30/2023)															
13326	OAKLAND	02/20/1952	Active	29	1	5	-12.12%	33	5	6	Y	11	R	01/2021		
38963	OMAHA SUNRISE	10/27/1980	Active	9	0	3	-25.00%	12	28	1	Y	7		11/2025		\$150.00
13329	OMAHA WESTSIDE	12/01/1969	Active	31	1	1	0.00%	30	22	1	Y		N	01/2026		\$2,538.00
13305	PIERCE	08/19/1969	Active	41	1	1	0.00%	41	19	0	Y		N	01/2026		
13332	SNYDER	10/22/1951	P- Active	0	0	3	-100.00%	3	22	6	N	None		02/2024		
13333	TEKAMAH	02/16/1922	Active	51	6	1	10.87%	48	7	0	Y	3	R	01/2026		\$1,445.00
	Exc Award (06/30/2022)															
13336	WAHOO	05/05/1922	Active	30	0	0	0.00%	29		5	Y		N	01/2026		
13337	WAKEFIELD	01/27/1933	Active	11	0	0	0.00%	12		8	Y	8		08/2016		



Club Health Assessment for District 38 O through January 2026

INTERNATIONAL

			Status			Membership					Reports				Finance		LCIF		
Club Number	Club Name	Charter Date	Times in Status Quo in Past 2 Years	Current Member Count **	YTD Members Added	YTD Members Dropped	YTD Net Growth% ***	Member Count 1 Year Ago	Dropped Members Avg.Length of Service	Months Since Membership Update	Current Officers Reported ****	Current President Repeated Term	VP Reported *****	Last Date Reported Service (mm/yyyy)	Account Balance	YTD Donations			
13338	WAYNE	07/25/1961	Active	13	0	1	-7.14%	14	52	3	Y	3	R	08/2025					
13340	WISNER	12/19/1951	Active	61	0	1	-1.61%	62	45	4	Y	2		08/2016					
37575	WOODCLIFF	10/25/1979	Active	76	3	2	1.33%	88	14	2	Y			06/2024					
Current Total Clubs Count	YTD New Clubs Count	YTD Cancelled Clubs Count	YTD Net Club Gain	Current Total Members Count	YTD Add	YTD Drop	YTD Net Growth	YTD Net Growth %	Member Count 12 Months Ago	Average Member Count Per Club	% of Clubs with less than 20 members	% No Officer Report in 12 Months	% of Clubs with balance 90+ days	Number of Clubs in Status Quo	% Status Quo Clubs in Financial Suspension	Number of Cancelled Clubs	Average Cancelled Club Age	Members Lost Due to Cancellation	% of Clubs Cancelled for Non-Financial Reasons
25	0	0	0	670	34	45	-11	-1.62%	679	27	48%	0%	12%	0	0%	0	0	0	0%

* - P - Priority Club. Cancellation Reasons: 1-Objectives/conduct, 2-Non-active club, 5-Non-existing club, 6-Disbanding, 7-Merger, 8-Financial Suspension, 9-District/Multiple District Dues.

** Red denotes below 15 active members.

*** Red denotes 20% + loss.

**** Y - all 3 (President, Secretary, Treasurer) club officers reported, N - not all 3 reported.

***** Abbreviation: N-New, IP-Immediate Past, R-Repeat.



Club Health Assessment for District 38 N through January 2026

			Status	Membership						Reports				Finance		LCIF
Club Number	Club Name	Charter Date	Times in Status Quo in Past 2 Years	Current Member Count **	YTD Members Added	YTD Members Dropped	YTD Net Growth% ***	Member Count 1 Year Ago	Dropped Members Avg.Length of Service	Months Since Membership Update	Current Officers Reported ****	Current President Repeated Term	VP Reported *****	Last Date Reported Service (mm/yyyy)	Account Balance	YTD Donations
Clubs more than two years old																
13399	AURORA	08/15/1941	Active	10	0	0	0.00%	10		13	Y	2	R	11/2025		
13400	BEATRICE	04/21/1942	Active	8	3	1	33.33%	6	5	2	Y		N	01/2026	90+ Days	\$410.00
31701	BELLEVUE	02/13/1976	Active	16	0	1	-5.88%	19	4	2	Y	11		02/2025		\$1,750.00
Exc Award (06/30/2023)																
13401	BYRON	05/11/1964	Active	26	0	0	0.00%	26		8	Y		N	09/2025		
13283	CLARKS	05/07/1942	Cancelled(8*)	0	0	5	-100.00%	8	33	1	N	None		03/2024	90+ Days	
47411	COOK	06/15/1987	Active	11	0	0	0.00%	11		16	Y	12		07/2025		
13403	CRETE	08/21/1945	Active	9	0	0	0.00%	9		12	Y	6	R	02/2025		
13404	DAVENPORT	01/24/1947	Active	18	0	0	0.00%	18		0	Y	4	R	01/2026		\$200.00
44531	DESHLER	01/29/1985	Active	32	0	0	0.00%	32		15	Y	3		06/2024		
13410	FALLS CITY	10/08/1934	Active	24	0	0	0.00%	24		12	Y	3		09/2025		
13411	GENEVA	08/23/1944	Active	33	0	0	0.00%	34		7	Y		N	05/2025		
13412	GILTNER	04/12/1967	Active	15	0	0	0.00%	13		11	Y		N	12/2025		
82708	GRETNA	06/22/2004	Active	9	0	1	-10.00%	10	16	4	Y		N	10/2025		
13417	HEBRON	10/20/1939	Active	15	1	0	7.14%	16		3	Y		N	11/2025		
38046	HORDVILLE	02/14/1980	Active	12	0	0	0.00%	12		8	Y		N	08/2025		\$100.00
13418	HUBBELL	05/27/1964	Active	23	0	0	0.00%	29		7	Y			09/2025		\$250.00
13419	HUMBOLDT	10/26/1961	Active	22	1	3	-8.33%	21	2	0	Y	3	N	01/2026		\$320.00
107793	LINCOLN 21ST CENTURY	03/11/2010	Active	8	2	0	33.33%	7		0	Y	3	N	01/2026		\$600.00
13421	LINCOLN BETHANY	05/19/1938	Active	21	7	2	31.25%	16	15	0	Y		N	01/2026		\$2,524.19
47975	LINCOLN STAR CITY	12/28/1987	Active	30	0	2	-6.25%	36	2	0	Y		N	09/2025		\$7,757.90
Exc Award (06/30/2023)																
13323	MILLARD	11/07/1946	Active	34	0	0	0.00%	37		3	Y		N	01/2026		\$3,110.00
Exc Award (06/30/2024)																
110686	MILLARD NOON	04/04/2011	Cancelled(6*)	0	0	10	-100.00%	10	9	2	N	None		03/2024		
13324	MURDOCK	08/18/1953	Active	12	0	0	0.00%	12		8	Y		N	06/2025		
32360	PAPILLION	06/11/1976	Active	123	2	6	-3.15%	125	20	0	Y		N	12/2025		\$2,325.00
Exc Award (06/30/2017, 06/30/2024)																



Club Health Assessment for District 38 N through January 2026

INTERNATIONAL

						Status				Membership				Reports				Finance		LCIF
						Times in Status Quo in Past 2 Years		Current Member Count **	YTD Members Added	YTD Members Dropped	YTD Net Growth***	Member Count 1 Year Ago	Dropped Members Avg.Length of Service	Months Since Membership Update	Current Officers Reported ****	Current President Repeated Term	VP Reported *****	Last Date Reported Service (mm/yyyy)	Account Balance	YTD Donations
Club Number	Club Name	Charter Date																		
13330	PLATTSMOUTH	09/29/1952				Active	54	5	10	-8.47%	50	10	1	Y		R	10/2025		\$2,205.00	
75975	UTICA	06/30/2003				Active	19	0	0	0.00%	19		17	Y		N	08/2025			
13429	WILBER	11/19/1952				Active	17	1	2	-5.56%	18	44	2	Y		R	01/2026		\$10.00	
13430	YORK	06/28/1949				Active	19	1	2	-5.00%	21	30	0	Y		N	12/2025		\$100.00	
Exc Award (06/30/2022)																				
Current Total Clubs Count	YTD New Clubs Count	YTD Cancelled Clubs Count	YTD Net Club Gain	Current Total Members Count	YTD Add	YTD Drop	YTD Net Growth	YTD Net Growth %	Member Count 12 Months Ago	Average Member Count Per Club	% of Clubs with less than 20 members	% No Officer Report in 12 Months	% of Clubs with balance 90+ days	Number of Clubs in Status Quo	% Status Quo Clubs in Financial Suspension	Number of Cancelled Clubs	Average Cancelled Club Age	Members Lost Due to Cancellation	% of Clubs Cancelled for Non-Financial Reasons	
26	0	2	-2	620	23	45	-22	-3.43%	649	24	58%	0%	4%	0	0%	2	49	15	50%	

* - P - Priority Club. Cancellation Reasons: 1-Objectives/conduct, 2-Non-active club, 5-Non-existing club, 6-Disbanding, 7-Merger, 8-Financial Suspension, 9-District/Multiple District Dues.

** Red denotes below 15 active members.

*** Red denotes 20% + loss.

**** Y - all 3 (President, Secretary, Treasurer) club officers reported, N - not all 3 reported.

***** Abbreviation: N-New, IP-Immediate Past, R-Repeat.



Club Health Assessment for District 39 W through January 2026

			Status	Membership					Reports					Finance		LCIF
Club Number	Club Name	Charter Date	Times in Status Quo in Past 2 Years	Current Member Count **	YTD Members Added	YTD Members Dropped	YTD Net Growth% ***	Member Count 1 Year Ago	Dropped Members Avg.Length of Service	Months Since Membership Update	Current Officers Reported ****	Current President Repeated Term	VP Reported *****	Last Date Reported Service (mm/yyyy)	Account Balance	YTD Donations
Clubs less than two years old																
179909	Valley Mountain	12/11/2024	Active	14	0	0	0.00%	22		7	Y	2		12/2025		
Clubs more than two years old																
13471	ADRIAN	11/19/1948	Active	13	1	0	8.33%	12		4	Y	3		07/2024		
13432	BOISE BENCH	05/28/1951	Active	100	17	1	19.05%	78	65	0	Y		N	01/2026		\$560.00
Exc Award (06/30/2022, 06/30/2023, 06/30/2024, 06/30/2025)																
13434	BOISE BOISE VISTA	03/12/1959	Active	25	0	0	0.00%	29		8	Y	2	R	11/2024		\$1,000.00
13437	BURLEY	12/03/1938	Active	37	3	0	8.82%	34		4	Y		N	07/2023	90+ Days	
13438	CALDWELL	10/27/1930	Active	53	3	0	6.00%	45		0	Y		N	01/2026		\$140.00
Exc Award (06/30/2023, 06/30/2024)																
13440	COUNCIL	12/13/1960	Active	10	0	0	0.00%	11		1	Y	2	R	11/2025		\$40.00
13441	DECLO	10/22/1969	Active	50	1	1	0.00%	32	13	0	Y	2	R	05/2025		
56946	EAGLE 616	05/25/1995	Active	39	2	0	5.41%	42		5	Y			12/2023	90+ Days	
13443	EMMETT	10/11/1933	Active	39	0	8	-17.02%	40	5	0	Y			01/2026		\$100.00
Exc Award (06/30/2023, 06/30/2024)																
13446	GOODING	01/06/1941	Active	12	0	1	-7.69%	16	29	5	Y	2		08/2025		\$10.00
13447	GRAND VIEW	10/16/1956	Active	8	0	0	0.00%	8		29	Y	3		05/2023		
36886	HOMEDALE	04/05/1979	Active	10	0	0	0.00%	10		10	Y	4	N			
13452	KUNA	03/06/1967	Active	24	2	3	-4.00%	25	15	4	Y		IP	01/2026		
Exc Award (06/30/2023)																
13454	MARSING	11/01/1960	Active	28	0	0	0.00%	28		6	Y		N	07/2022		
13456	MERIDIAN	09/20/1938	Active	39	3	7	-9.30%	40	3	0	Y	2		01/2026		\$2,200.00
13457	MIDVALE	03/15/1965	Active	10	0	3	-23.08%	13	3	3	Y	4	R	11/2025		
Exc Award (06/30/2018)																
13459	MOUNTAIN HOME	11/05/1969	Active	79	14	1	19.70%	76	1	2	Y		N	10/2025		\$784.00
Exc Award (06/30/2024)																
13460	NAMPA	01/15/1931	Active	28	0	6	-17.65%	32	12	0	Y		R	11/2025		
13473	ONTARIO	07/02/1942	Active	20	5	0	33.33%	15		3	Y	6	N	01/2026		



Club Health Assessment for District 39 W through January 2026

						Status				Membership					Reports				Finance		LCIF
						Times in Status Quo in Past 2 Years	Current Member Count **	YTD Members Added	YTD Members Dropped	YTD Net Growth% ***	Member Count 1 Year Ago	Dropped Members Avg.Length of Service	Months Since Membership Update	Current Officers Reported ****	Current President Repeated Term	VP Reported *****	Last Date Reported Service (mm/yyyy)	Account Balance	YTD Donations		
Club Number	Club Name	Charter Date																			
13462	PARMA	05/09/1949	Active	53	0	0	0.00%	54		7	N			11/2023	90+ Days						
62404	PAYETTE SYRINGA	10/11/1999	Active	26	0	1	-3.70%	27	21	0	Y		N	10/2025						\$1,180.00	
13465	RUPERT	10/26/1943	Active	31	1	2	-3.13%	29	6	1	Y	2		01/2026						\$1,150.00	
Exc Award (06/30/2022, 06/30/2023)																					
88287	STAR	05/13/2005	Active(1)	15	3	6	-16.67%	14	3	0	Y		N	01/2026							
Exc Award (06/30/2018)																					
153224	Treasure Valley	12/19/2022	Active	41	0	3	-6.82%	47	7	1	Y		N	03/2025							
13466	TWIN FALLS	10/28/1935	Active	22	1	3	-8.33%	24	13	0	Y		R	06/2025						\$190.00	
13474	VALE	05/13/1954	Active	25	3	4	-3.85%	25	5	0	Y		N	09/2024							
82896	VALLEY	06/29/2004	Active	15	1	9	-34.78%	24	15	0	Y	10	R	10/2024							
13468	WEISER	06/10/1930	Active	23	2	0	9.52%	21		5	Y	3	R	12/2025						\$636.70	
Exc Award (06/30/2023)																					
13470	WOOD RIVER L C	05/02/1973	Active	12	0	0	0.00%	12		39	Y	5		02/2020							
Current Total Clubs Count	YTD New Clubs Count	YTD Cancelled Clubs Count	YTD Net Club Gain	Current Total Members Count	YTD Add	YTD Drop	YTD Net Growth	Member Count 12 Months Ago	Average Member Count Per Club	% of Clubs with less than 20 members	% No Officer Report in 12 Months	% of Clubs with balance 90+ days	Number of Clubs in Status Quo	% Status Quo Clubs in Financial Suspension	Number of Cancelled Clubs	Average Cancelled Club Age	Members Lost Due to Cancellation	% of Clubs Cancelled for Non-Financial Reasons			
30	0	0	0	901	62	59	3	0.33%	885	30	33%	0%	10%	0	0%	0	0	0	0%		

* - P - Priority Club. Cancellation Reasons: 1-Objectives/conduct, 2-Non-active club, 5-Non-existing club, 6-Disbanding, 7-Merger, 8-Financial Suspension, 9-District/Multiple District Dues.

** Red denotes below 15 active members.

*** Red denotes 20% + loss.

**** Y - all 3 (President, Secretary, Treasurer) club officers reported, N - not all 3 reported.

***** Abbreviation: N-New, IP-Immediate Past, R-Repeat.




Club Health Assessment for District 39 E through January 2026

			Status	Membership					Reports				Finance	LCIF		
Club Number	Club Name	Charter Date	Times in Status Quo in Past 2 Years	Current Member Count **	YTD Members Added	YTD Members Dropped	YTD Net Growth***	Member Count 1 Year Ago	Dropped Members Avg.Length of Service	Months Since Membership Update	Current Officers Reported ****	Current President Repeated Term	VP Reported *****	Last Date Reported Service (mm/yyyy)	Account Balance	YTD Donations
Clubs less than two years old																
190160	Fremont County Sportsman's	10/06/2025	Active	20	20	0	100.00%	0		1	Y					
182513	Pocatello Advocacy	06/06/2025	Active	15	1	2	-6.25%	0	0	0	Y		N	05/2025	90+ Days	
Clubs more than two years old																
13475	AMERICAN FALLS	02/15/1952	Active	32	0	0	0.00%	31		10	Y	2	R	09/2025		\$1,707.00
13477	ARCO	08/02/1951	Active	24	2	0	9.09%	23		5	Y	2	R	10/2025		\$200.00
13479	BANCROFT	02/17/1944	Active(1)	15	8	2	66.67%	9	7	0	N	13	R	06/2025		
101258	BLACKFOOT CITY	02/22/2008	Active	10	0	0	0.00%	11		1	Y	2		09/2024		
33270	CHALLIS	01/31/1977	Active	22	2	0	10.00%	20		4	Y	10	R	12/2024		
13482	CHUBBUCK	12/05/1960	Active	47	0	2	-4.08%	43	2	0	Y		N	05/2025		\$775.00
Exc Award (06/30/2023, 06/30/2024, 06/30/2025)																
13484	DUBOIS	10/10/1947	Active	15	0	0	0.00%	15		7	Y			05/2025		
33673	FRANKLIN	04/19/1977	Active	13	0	3	-18.75%	17	4	5	Y	2	R	06/2025		
40749	HAMER	01/31/1982	Active	12	0	0	0.00%	13		7	Y		N	06/2025		
129290	Idaho Southeast Diabetes	11/11/2016	Active	4	0	0	0.00%	4		7	Y	10		04/2025		
13491	LAVA HOT SPRINGS	11/15/1945	Active	6	1	0	20.00%	5		3	Y	11		04/2025		
13492	MACKAY	11/14/1956	Active	12	2	1	9.09%	12	1	2	Y		N	06/2025		
13493	MALAD CITY	05/29/1923	Active	11	0	0	0.00%	12		7	Y			09/2024		
13499	POCATELLO DOWNTOWN	01/06/1967	Active	9	0	0	0.00%	9		7	Y	2		09/2024		
56334	POCATELLO SOUTHEAST IDAHO SCHO	12/27/1994	Active	36	1	1	0.00%	39	9	0	Y		IP	01/2026		\$200.00
13500	PRESTON	02/19/1936	Active	12	1	4	-20.00%	14	17	0	Y		N	04/2025		
13502	RIGBY	03/02/1928	Active	17	1	0	6.25%	18		4	Y	2	N	08/2025		\$390.00
13504	ROBERTS	10/22/1958	Active	4	0	3	-42.86%	7	15	2	Y	9	R	05/2025		
13507	SODA SPRINGS	07/13/1949	Active	17	0	3	-15.00%	20	21	0	Y		N	11/2025		\$100.00
Exc Award (06/30/2018)																
13505	ST ANTHONY	11/17/1938	Active(1)	21	0	1	-4.55%	19	7	5	Y		R	08/2025		
33839	TWIN BUTTE L C	05/10/1977	Active	11	1	0	10.00%	10		1	Y	2	R	01/2025		



Club Health Assessment for District 39 E through January 2026



Club Number	Club Name	Charter Date	Status		Membership						Reports					Finance		LCIF
			Times in Status Quo in Past 2 Years	Current Member Count **	YTD Members Added	YTD Members Dropped	YTD Net Growth% ***	Member Count 1 Year Ago	Dropped Members Avg.Length of Service	Months Since Membership Update	Current Officers Reported ****	Current President Repeated Term	VP Reported *****	Last Date Reported Service (mm/yyyy)	Account Balance	YTD Donations		
13509	WEST JEFFERSON	11/09/1956	Active	7	0	0	0.00%	7		7	Y	8		10/2024				

Current Total Clubs Count	YTD New Clubs Count	YTD Cancelled Clubs Count	YTD Net Club Gain	Current Total Members Count	YTD Add	YTD Drop	YTD Net Growth	YTD Net Growth %	Member Count 12 Months Ago	Average Member Count Per Club	% of Clubs with less than 20 members	% No Officer Report in 12 Months	% of Clubs with balance 90+ days	Number of Clubs in Status Quo	% Status Quo Clubs in Financial Suspension	Number of Cancelled Clubs	Average Cancelled Club Age	Members Lost Due to Cancellation	% of Clubs Cancelled for Non-Financial Reasons
24	1	0	1	392	40	22	18	4.81%	358	16	71%	0%	4%	0	0%	0	0	0	0%

* - P - Priority Club. Cancellation Reasons: 1-Objectives/conduct, 2-Non-active club, 5-Non-existing club, 6-Disbanding, 7-Merger, 8-Financial Suspension, 9-District/Multiple District Dues.

** Red denotes below 15 active members.

*** Red denotes 20% + loss.

**** Y - all 3 (President, Secretary, Treasurer) club officers reported, N - not all 3 reported.

***** Abbreviation: N-New, IP-Immediate Past, R-Repeat.



Club Health Assessment for District 15 through January 2026

			Status	Membership						Reports				Finance	LCIF	
Club Number	Club Name	Charter Date	Times in Status Quo in Past 2 Years	Current Member Count **	YTD Members Added	YTD Members Dropped	YTD Net Growth% ***	Member Count 1 Year Ago	Dropped Members Avg.Length of Service	Months Since Membership Update	Current Officers Reported ****	Current President Repeated Term	VP Reported *****	Last Date Reported Service (mm/yyyy)	Account Balance	YTD Donations
Clubs less than two years old																
171987	Burns	06/13/2024	Active	36	0	2	-5.26%	43	5	1	Y	3	R	07/2025		
Clubs more than two years old																
6544	BIG HORN	06/17/1964	Active	58	4	4	0.00%	57	10	0	Y	2	N			
36303	BUFFALO	12/26/1978	Active	16	0	0	0.00%	16		5	Y		N	05/2025		
41005	BYRON	03/30/1982	Active	15	3	0	25.00%	12		0	Y	4	N			
6580	CASPER MOUNTAIN	04/29/1958	Active	29	1	1	0.00%	20	49	4	Y		N	12/2024		
6545	CHEYENNE	06/05/1920	Active	12	0	3	-20.00%	14	6	5	Y	3		07/2025		\$500.00
6546	CHEYENNE FRONTIER	06/26/1964	Active	14	0	1	-6.67%	16	11	0	Y			08/2023		
6547	CHEYENNE SUNRISE	12/14/1973	Active	31	2	0	6.90%	30		2	Y		N	11/2024		\$1,200.00
Exc Award (06/30/2017, 06/30/2024)																
6581	CODY	12/11/1922	Active	108	2	4	-1.82%	113	34	0	Y	2		04/2018		
6550	ENCAMPMENT RIVERSIDE	01/20/1948	Active	32	2	0	6.67%	23		2	Y		N			
6552	GILLETTE	11/24/1924	Active	12	0	1	-7.69%	13	1	0	Y		IP	08/2024		
36556	GILLETTE A M	02/09/1979	Active	6	0	0	0.00%	6		18	Y	16		06/2015		
6553	GLENROCK	10/31/1933	Active	16	0	0	0.00%	15		7	Y			06/2021		
6554	GUERNSEY	12/03/1953	Active	8	1	2	-11.11%	9	12	0	Y	5				
6556	HULETT	08/19/1957	Active	2	0	3	-60.00%	6	9	1	N	None				
6589	JACKSON HOLE	05/11/1971	Active	31	3	4	-3.13%	34	9	0	N			02/2021	90+ Days	\$550.00
6591	KAYCEE	12/09/1968	Active	11	1	4	-21.43%	14	6	0	Y	3		08/2023		
6592	KEMMERER	01/19/1926	Active	12	0	3	-20.00%	16	2	1	Y	5	R	06/2024		
6593	LANDER	04/28/1948	Active	9	0	1	-10.00%	10	40	1	Y	5		12/2014		
6558	LARAMIE	06/19/1920	Active	8	0	1	-11.11%	9	32	2	Y	2		06/2025		
6559	LARAMIE PLAINS	04/09/1965	Active	17	2	1	6.25%	15	13	3	Y		IP	06/2022		\$70.00
6562	MEDICINE BOW	03/04/1930	Active	15	0	0	0.00%	12		8	Y			09/2019		
6597	MOUNTAINVIEW	03/26/1951	Active(1)	28	0	0	0.00%	28		1	Y	2		04/2021		
6564	NEWCASTLE	11/09/1922	Active(1)	13	1	0	8.33%	14		2	Y			04/2017		



Club Health Assessment for District 15 through January 2026

			Status	Membership						Reports				Finance	LCIF	
Club Number	Club Name	Charter Date	Times in Status Quo in Past 2 Years	Current Member Count **	YTD Members Added	YTD Members Dropped	YTD Net Growth% ***	Member Count 1 Year Ago	Dropped Members Avg.Length of Service	Months Since Membership Update	Current Officers Reported ****	Current President Repeated Term	VP Reported *****	Last Date Reported Service (mm/yyyy)	Account Balance	YTD Donations
6565	PINE BLUFFS	11/02/1922	Active	13	0	1	-7.14%	14	7	5	Y	2	N	10/2025		\$1,598.00
31843	PINEDALE	03/17/1976	Active	39	3	2	2.63%	38	13	1	N	None		06/2025		
6566	RAWLINS	06/24/1921	Active	16	0	1	-5.88%	17	36	6	Y	3	R	08/2019		
6599	RIVERTON	05/04/1922	Active	21	0	0	0.00%	21		8	N	2	R	03/2025		
6568	SARATOGA	03/26/1928	Active	49	0	0	0.00%	49		4	Y		N	06/2025		
6569	SHERIDAN SUNDOWNERS	05/16/1921	Active	20	1	0	5.26%	19		2	Y		IP	11/2023		
6570	SNAKE RIVER VALLEY	11/14/1950	Active	15	0	0	0.00%	15		15	N	None	R			
6572	STORY	09/09/1957	Active	31	6	4	6.90%	29	13	1	Y	2	N	07/2025		
43719	TEN SLEEP-HYATTVILLE	04/30/1984	Active	29	0	0	0.00%	29		13	Y	5				
6574	TORRINGTON	07/01/1921	Active	15	3	2	7.14%	15	4	3	Y	2	R	07/2025		
6575	WHEATLAND	07/22/1921	Active	23	0	2	-8.00%	25	7	4	Y	2	N	10/2012		
35040	WHITE MOUNTAIN	02/14/1978	Active	14	0	0	0.00%	15		6	Y	2	N	12/2013		

Clubs Cancelled Previous Fiscal Year – Clubs Cancelled within last 12 months may be reinstated

Club Number	Club Name	Charter Date	Current Status*	Cancellation Date
6579	CASPER	04/22/1922	Cancelled(7*)	03/29/2025
6549	DOUGLAS	03/16/1973	Cancelled(8*)	12/30/2024
6583	DUBOIS	03/12/1969	Cancelled(8*)	12/30/2024
6560	LINGLE FT LARAMIE	10/22/1943	Cancelled(6*)	06/29/2025

Current Total Clubs Count	YTD New Clubs Count	YTD Cancelled Clubs Count	YTD Net Club Gain	Current Total Members Count	YTD Add	YTD Drop	YTD Net Growth	YTD Net Growth %	Member Count 12 Months Ago	Average Member Count Per Club	% of Clubs with less than 20 members	% No Officer Report in 12 Months	% of Clubs with balance 90+ days	Number of Clubs in Status Quo	% Status Quo Clubs in Financial Suspension	Number of Cancelled Clubs	Average Cancelled Club Age	Members Lost Due to Cancellation	% of Clubs Cancelled for Non-Financial Reasons
36	0	0	0	824	35	47	-12	-1.44%	831	23	58%	0%	3%	0	0%	0	0	0	0%

* - P - Priority Club. Cancellation Reasons: 1-Objectives/conduct, 2-Non-active club, 5-Non-existing club, 6-Disbanding, 7-Merger, 8-Financial Suspension, 9-District/Multiple District Dues.

** Red denotes below 15 active members.


*** Red denotes 20% + loss.

**** Y - all 3 (President, Secretary, Treasurer) club officers reported, N - not all 3 reported.

***** Abbreviation: N-New, IP-Immediate Past, R-Repeat.




Club Health Assessment for District 37 through January 2026

			Status	Membership					Reports					Finance	LCIF	
Club Number	Club Name	Charter Date	Times in Status Quo in Past 2 Years	Current Member Count **	YTD Members Added	YTD Members Dropped	YTD Net Growth% ***	Member Count 1 Year Ago	Dropped Members Avg.Length of Service	Months Since Membership Update	Current Officers Reported ****	Current President Repeated Term	VP Reported *****	Last Date Reported Service (mm/yyyy)	Account Balance	YTD Donations
Clubs more than two years old																
12955	BAKER	08/29/1946	Active	10	0	0	0.00%	10		18	N		N	07/2020		
12957	BIG TIMBER	12/12/1925	Active	20	3	0	17.65%	23		1	Y	4	R	04/2025		\$215.00
12958	BILLINGS	10/20/1921	Active	27	2	1	3.85%	24	2	4	Y		N	07/2023		\$3,020.00
12960	BILLINGS HEIGHTS	07/23/1957	Active	18	0	2	-10.00%	20	24	1	Y		N	01/2026		\$987.00
12962	BOZEMAN	03/18/1954	Active	12	0	0	0.00%	12		15	N	None		10/2024		
12963	BOZEMAN GALLATIN EMPIRE	02/24/1969	Active	49	0	2	-3.92%	51	15	1	Y		N	10/2025		\$1,668.00
84469	BOZEMAN SWEET PEA	12/08/2004	Active	21	0	3	-12.50%	24	6	5	Y		N	12/2025		
13089	BUTTE MILE-HI	11/15/1973	Active	13	0	2	-13.33%	13	19	1	Y	3	N	11/2025		
13049	CASCADE	01/25/1958	Active	19	0	0	0.00%	19		19	Y	4	R	07/2023		
13051	CHINOOK	05/05/1925	Active	30	1	0	3.45%	28		0	Y	3	R	01/2026		\$190.00
13052	CHOTEAU	04/26/1927	Active	38	0	3	-7.32%	39	8	0	Y	2	R	01/2026		\$490.00
13091	COLUMBIA FALLS	12/03/1952	Active	33	0	5	-13.16%	32	13	0	Y	3	N	10/2025		\$100.00
Exc Award (06/30/2021)																
13053	CONRAD	12/10/1928	Active	37	2	2	0.00%	40	2	1	Y	9	R	10/2023		
12966	CULBERTSON	09/13/1946	Active(2)	11	2	10	-42.11%	19	31	1	Y		R	11/2025		
13055	CUT BANK	12/06/1929	Active	24	1	0	4.35%	22		0	Y	9	R	06/2025		
43869	DEER LODGE	05/22/1984	Active	9	0	0	0.00%	9		7	Y		N	05/2025		
12967	DENTON	01/26/1955	Active	42	0	0	0.00%	40		7	Y	12	R	06/2023		\$100.00
Exc Award (06/30/2018)																
36971	DILLON	04/26/1979	Active	9	0	0	0.00%	9		0	Y	9	R	10/2022		
Exc Award (06/30/2017, 06/30/2018)																
13092	EAST MISSOULA	04/12/1967	Active	11	4	2	22.22%	9	28	0	N	9		12/2018	90+ Days	
12969	ENNIS	08/30/1948	Active	82	4	1	3.80%	75	0	1	Y		N	11/2025		\$1,405.00
121135	Eureka-Tobacco Valley	01/16/2014	Active	11	0	1	-8.33%	12	7	3	Y	6	R	11/2025		
13058	FAIRFIELD	02/26/1940	Active	30	0	0	0.00%	28		9	Y					
12971	FORSYTH	12/03/1924	Active	13	0	0	0.00%	13		6	Y	5	R	12/2025		
89325	FORT BENTON	10/10/2005	Active	30	2	1	3.45%	30	11	2	Y	3	N	10/2025		
Exc Award (06/30/2018)																




Club Health Assessment for District 37 through January 2026

			Status	Membership						Reports				Finance	LCIF		
Club Number	Club Name	Charter Date	Times in Status Quo in Past 2 Years	Current Member Count **	YTD Members Added	YTD Members Dropped	YTD Net Growth% ***	Member Count 1 Year Ago	Dropped Members Avg.Length of Service	Months Since Membership Update	Current Officers Reported ****	Current President Repeated Term	VP Reported *****	Last Date Reported Service (mm/yyyy)	Account Balance	YTD Donations	
12972	GLENDIVE	01/10/1944	Active	32	0	0	0.00%	30		3	Y		N	11/2025			
13061	GREAT FALLS	12/20/1922	Active	20	0	4	-16.67%	25	16	2	Y		N	01/2026			
13063	GREAT FALLS SUNRISE	05/25/1966	Active	23	3	0	15.00%	20		0	Y		N	01/2024			
Exc Award (06/30/2018)																	
13097	HAMILTON	01/27/1930	Active	29	0	0	0.00%	31		3	Y		N	06/2025			
13065	HAVRE	11/13/1952	Active	57	4	0	7.55%	50		0	Y		N	12/2025			\$50.00
13098	HELENA	05/03/1933	Active	33	1	2	-2.94%	34	14	0	Y	5		01/2026			\$2.00
43348	HELENA GOLD RUSH	01/09/1984	Active	21	1	1	0.00%	22	1	1	Y	2	R	12/2024			\$150.00
13100	HOT SPRINGS	01/23/1940	Active	8	0	0	0.00%	10		6	Y	13		11/2014			
12980	HUNTLEY PROJECT	08/30/1954	Active	27	0	0	0.00%	27		0	Y	3	R	12/2025			90+ Days
12974	HYSHAM	11/04/1960	Active	14	0	0	0.00%	14		8	Y		IP	05/2025			
12975	JOLIET	10/22/1971	Active	20	1	2	-4.76%	21	1	0	Y	2	R	12/2025			
13101	KALISPELL	05/04/1942	Active	39	12	2	34.48%	27	1	3	Y	4	N	12/2025		\$500.00	
Exc Award (06/30/2018, 06/30/2021)																	
13102	KALISPELL SUNRISERS	02/03/1969	Active	22	0	1	-4.35%	22	0	0	Y		IP	01/2026			
32290	LAUREL	05/25/1976	Active	14	2	1	7.69%	13	2	2	Y	3		12/2023	90+ Days		
Exc Award (06/30/2018)																	
13106	MISSOULA	12/04/1928	Active	24	1	2	-4.00%	24	28	1	N	2	N	12/2022			
13067	NASHUA	02/12/1952	Active	9	3	2	12.50%	8	32	3	Y		N	06/2019			
13110	PLAINS	02/23/1944	Active(1)	8	0	0	0.00%	8		26	Y	6		12/2023			
45887	PLENTYWOOD	03/10/1986	Active	39	0	0	0.00%	39		0	Y		N	06/2012			
12981	RED LODGE	03/03/1947	Active	14	0	0	0.00%	17		7	Y		N	09/2021		\$200.00	
Exc Award (06/30/2018)																	
12982	ROUNDUP	12/22/1925	Active	15	0	0	0.00%	14		11	N	None		04/2019			
12983	SCOBIEY	05/18/1936	Active	41	0	0	0.00%	41		21	N	None		11/2019		\$250.00	
36318	SEELEY LAKE	12/11/1978	Active	71	12	7	7.58%	63	7	1	Y		N	01/2026		\$810.00	
12984	SHEPHERD	12/05/1967	Active	28	3	4	-3.45%	25	8	1	Y	17	R	12/2025			
Exc Award (06/30/2025)																	
12985	SIDNEY	03/01/1971	Active	56	1	0	1.82%	56		2	Y		N	01/2026	90+ Days	\$450.00	
13070	SUN RIVER VALLEY L C	01/05/1966	Active	26	1	0	4.00%	25		4	Y		N	08/2022			



Club Health Assessment for District 37 through January 2026

			Status	Membership						Reports				Finance	LCIF	
Club Number	Club Name	Charter Date	Times in Status Quo in Past 2 Years	Current Member Count **	YTD Members Added	YTD Members Dropped	YTD Net Growth***	Member Count 1 Year Ago	Dropped Members Avg.Length of Service	Months Since Membership Update	Current Officers Reported ****	Current President Repeated Term	VP Reported *****	Last Date Reported Service (mm/yyyy)	Account Balance	YTD Donations
13054	SUNBURST	09/13/1934	Active	47	2	1	2.17%	44	4	0	Y	2	N	01/2026	90+ Days	\$1,250.00
Exc Award (06/30/2018)																
13114	SUPERIOR	04/03/1952	Active	30	4	1	11.11%	27	57	1	Y	3	N	12/2018		
41168	TOWNSEND BROADWATER COUNTY	04/29/1982	Active	19	0	3	-13.64%	22	16	5	Y		R	04/2025		\$1,000.00
45098	TURNER HOGELAND L C	06/30/1985	Active(1)	13	0	3	-18.75%	16	25	6	Y	5	N			
45097	WHITE SULPHUR SPRINGS	06/17/1985	Active	14	1	4	-17.65%	14	5	1	Y	16		06/2025		
Exc Award (06/30/2018)																
105608	WHITEFISH	06/01/2009	Active(3)	53	0	0	0.00%	54		6	Y	2	R	02/2023		
51740	WINNETT	06/05/1991	Active	14	0	0	0.00%	14		0	Y	3	R	12/2024		\$170.00
Exc Award (06/30/2018)																
50340	WOLF POINT	03/26/1990	Active	29	0	0	0.00%	36		9	Y	10	R			

Clubs Cancelled Previous Fiscal Year – Clubs Cancelled within last 12 months may be reinstated

Club Number	Club Name	Charter Date	Current Status*	Cancellation Date
13107	MISSOULA SOUTH SIDE	01/15/1964	Cancelled(6*)	05/29/2025

Current Total Clubs Count	YTD New Clubs Count	YTD Cancelled Clubs Count	YTD Net Club Gain	Current Total Members Count	YTD Add	YTD Drop	YTD Net Growth	YTD Net Growth %	Member Count 12 Months Ago	Average Member Count Per Club	% of Clubs with less than 20 members	% No Officer Report in 12 Months	% of Clubs with balance 90+ days	Number of Clubs in Status Quo	% Status Quo Clubs in Financial Suspension	Number of Cancelled Clubs	Average Cancelled Club Age	Members Lost Due to Cancellation	% of Clubs Cancelled for Non-Financial Reasons
57	0	0	0	1,508	73	75	-2	-0.13%	1,494	26	39%	0%	9%	0	0%	0	0	0	0%

* - P - Priority Club. Cancellation Reasons: 1-Objectives/conduct, 2-Non-active club, 5-Non-existing club, 6-Disbanding, 7-Merger, 8-Financial Suspension, 9-District/Multiple District Dues.

** Red denotes below 15 active members.

*** Red denotes 20% + loss.

**** Y - all 3 (President, Secretary, Treasurer) club officers reported, N - not all 3 reported.

***** Abbreviation: N-New, IP-Immediate Past, R-Repeat.




Club Health Assessment for District 40 through January 2026

			Status	Membership						Reports				Finance	LCIF	
Club Number	Club Name	Charter Date	Times in Status Quo in Past 2 Years	Current Member Count **	YTD Members Added	YTD Members Dropped	YTD Net Growth% ***	Member Count 1 Year Ago	Dropped Members Avg.Length of Service	Months Since Membership Update	Current Officers Reported ****	Current President Repeated Term	VP Reported *****	Last Date Reported Service (mm/yyyy)	Account Balance	YTD Donations
Clubs less than two years old																
179115	Carlsbad Community	10/18/2024	Active	21	5	3	10.53%	21	3	1	Y	2		03/2025		\$1,089.00
189793	Las Cruces Hole In One	10/24/2025	Active	31	32	1	100.00%	0	0	1	N		N	01/2026	90+ Days	\$100.00
Clubs more than two years old																
13549	ALAMOGORDO BREAKFAST	03/13/1971	Active	21	0	7	-25.00%	19	23	0	Y		N	04/2024		\$1,500.00
13551	ALAMOGORDO EVENING	11/28/1955	Active	17	3	0	21.43%	14		6	Y	8		04/2024		\$200.00
13550	ALAMOGORDO NOON	02/15/1946	Active(1)	11	0	0	0.00%	11		21	Y	2		09/2025		
13512	ALBUQUERQUE BREAKFAST	11/22/1960	Active	22	2	1	4.76%	21	3	0	Y		R	01/2026		\$431.00
Exc Award (06/30/2023)																
13516	ALBUQUERQUE NORTHEAST	12/01/1950	Active	12	2	1	9.09%	11	1	3	Y	2		01/2026		\$773.00
Exc Award (06/30/2025)																
13518	ALBUQUERQUE RIO GRANDE	08/24/1951	Active	10	0	1	-9.09%	11	14	0	N	8		01/2026		
103764	ALBUQUERQUE UPTOWN	10/07/2008	Active	3	0	0	0.00%	3		0	N	3		08/2023		
13552	ANTHONY	04/12/1939	Active	12	2	0	20.00%	10		5	Y	3	R	01/2026		
13572	ARTESIA DOWNTOWN	04/28/1939	Active	39	3	3	0.00%	36	21	0	Y	2	N	01/2026		\$1,005.00
Exc Award (06/30/2018, 06/30/2023, 06/30/2024)																
13521	AZTEC	08/19/1946	Active	19	0	0	0.00%	19		1	Y	4		12/2025		
13553	BAYARD	06/10/1940	Active(1)	12	5	0	71.43%	7		1	Y	7		03/2024		
13574	CARLSBAD DOWNTOWN	04/26/1928	Active	43	6	4	4.88%	40	9	0	Y		N	01/2026		\$7,740.00
Exc Award (06/30/2023, 06/30/2024)																
13576	CARLSBAD HEIGHTS	03/01/1955	Active	21	2	1	5.00%	22	1	0	Y		N	06/2025		
13578	CLOVIS EVENING	02/16/1956	Active	28	2	3	-3.45%	35	2	0	Y	2	N	01/2026		
49992	EDGEWOOD	11/28/1989	Active	47	12	2	27.03%	27	34	0	Y	2	R	01/2026		\$760.00
Exc Award (06/30/2023)																
13527	ESPANOLA VALLEY L C	07/09/1942	Active	4	0	0	0.00%	3		7	N			06/2025		
13582	EUNICE	02/06/1954	Active	6	0	2	-25.00%	8	24	5	Y	9		01/2026		\$200.00
13529	FARMINGTON EVENING	10/11/1928	Active	35	2	0	6.06%	30		1	Y	3	N	01/2026		\$710.00
Exc Award (06/30/2024)																



Club Health Assessment for District 40 through January 2026

			Status	Membership						Reports				Finance	LCIF			
Club Number	Club Name	Charter Date	Times in Status Quo in Past 2 Years	Current Member Count **	YTD Members Added	YTD Members Dropped	YTD Net Growth***	Member Count 1 Year Ago	Dropped Members Avg.Length of Service	Months Since Membership Update	Current Officers Reported ****	Current President Repeated Term	VP Reported *****	Last Date Reported Service (mm/yyyy)	Account Balance	YTD Donations		
13583	FLOYD	01/12/1950	Active	9	0	0	0.00%	9		24	Y			11/2024		\$2,000.00		
13532	GALLUP	05/23/1945	Active	48	4	8	-7.69%	54	26	0	Y		N	11/2025				
13534	GREATER LAS VEGAS	05/21/1954	Active(1)	7	0	5	-41.67%	12	7	0	N	7		03/2025				
13584	HAGERMAN	05/16/1946	Active(1)	10	0	0	0.00%	0		9	Y	8		03/2024				
Exc Award (06/30/2023)																		
13560	HIGH ROLLS MOUNTAIN PARK	10/27/1958	Active	19	2	0	11.76%	19		4	Y		N	01/2026				
13585	HOBBS DOWNTOWN	01/22/1937	Active	17	0	1	-5.56%	18	45	3	Y		IP	04/2024				
13561	LA MESA	04/09/1949	Active	39	2	1	2.63%	38	7	0	Y		N	01/2026			\$1,995.00	
Exc Award (06/30/2023)																		
13562	LAS CRUCES	06/06/1928	Active	17	1	2	-5.56%	17	9	6	Y		N	08/2025				
13563	LAS CRUCES DE NOCHE	06/11/1957	Active	8	3	0	60.00%	5		2	Y	7	R	12/2025	\$960.00			
36573	LAS CRUCES SUNRISE	02/15/1979	Active	25	0	3	-10.71%	29	12	1	Y		N	01/2026				
13535	LOS ALAMOS	11/04/1948	Active	2	0	2	-50.00%	4	19	3	N	7		10/2022				
13565	LOS LEONES DE MESILLA	11/08/1972	Active	10	1	7	-37.50%	18	11	0	Y			01/2026		\$640.00		
13589	LOVINGTON	01/02/1946	Active	18	1	0	5.88%	20		2	Y		N	09/2025				
13537	MORIARTY	10/22/1971	Active(1)	28	6	7	-3.45%	20	6	0	Y		IP	01/2026				\$60.00
13593	PORTALES	11/04/1943	Active	6	0	2	-25.00%	8	11	6	Y		N	03/2025				
13539	RATON	09/17/1945	Active	14	0	4	-22.22%	19	2	6	Y	2		11/2025				
13594	ROSWELL DOWNTOWN	09/15/1927	Active	3	0	0	0.00%	3		6	Y			07/2025				
13595	ROSWELL MIDDAY	01/21/1955	Active	9	1	0	12.50%	7		5	Y	6		04/2024			90+ Days	
13566	RUIDOSO EVENING	01/07/1940	Active	36	5	3	5.88%	33	9	2	Y		N	01/2026	\$380.00			
Exc Award (06/30/2024, 06/30/2025)																		
30856	SANDIA MOUNTAIN	05/30/1975	Active	23	3	3	0.00%	23	14	1	N	2		10/2025				
Exc Award (06/30/2018)																		
13541	SANTA FE CAPITAL CITY	11/21/1960	Active	44	0	1	-2.22%	40	3	0	Y	5	R	12/2025		\$705.00		
13568	SILVER CITY	12/10/1930	Active	10	0	0	0.00%	10		21	Y	5		03/2024				
13569	SOCORRO	09/11/1947	Active	18	0	3	-14.29%	25	16	3	Y		R	03/2025				
13544	TAOS	09/10/1927	Active	58	8	5	5.45%	52	13	0	Y		N	01/2025				
13570	TRUTH OR CONSEQUENCES	12/06/1944	Active	7	0	0	0.00%	7		21	Y	3		03/2024				



Club Health Assessment for District 40 through January 2026

						Status		Membership					Reports				Finance		LCIF
						Times in Status Quo in Past 2 Years	Current Member Count **	YTD Members Added	YTD Members Dropped	YTD Net Growth***	Member Count 1 Year Ago	Dropped Members Avg.Length of Service	Months Since Membership Update	Current Officers Reported ****	Current President Repeated Term	VP Reported *****	Last Date Reported Service (mm/yyyy)	Account Balance	YTD Donations
Club Number	Club Name		Charter Date																
13548	WINDOW ROCK FORT DEFIANCE		02/20/1961			Active	6	0	2	-25.00%	9	4	6	N	None	N	12/2023		
Current Total Clubs Count	YTD New Clubs Count	YTD Cancelled Clubs Count	YTD Net Club Gain	Current Total Members Count	YTD Add	YTD Drop	YTD Net Growth	YTD Net Growth %	Member Count 12 Months Ago	Average Member Count Per Club	% of Clubs with less than 20 members	% No Officer Report in 12 Months	% of Clubs with balance 90+ days	Number of Clubs in Status Quo	% Status Quo Clubs in Financial Suspension	Number of Cancelled Clubs	Average Cancelled Club Age	Members Lost Due to Cancellation	% of Clubs Cancelled for Non-Financial Reasons
46	1	0	1	905	115	88	27	3.08%	847	20	61%	0%	4%	0	0%	0	0	0	0%

* - P - Priority Club. Cancellation Reasons: 1-Objectives/conduct, 2-Non-active club, 5-Non-existing club, 6-Disbanding, 7-Merger, 8-Financial Suspension, 9-District/Multiple District Dues.

** Red denotes below 15 active members.

*** Red denotes 20% + loss.

**** Y - all 3 (President, Secretary, Treasurer) club officers reported, N - not all 3 reported.

***** Abbreviation: N-New, IP-Immediate Past, R-Repeat.



Club Health Assessment for District 46 through January 2026

			Status	Membership						Reports				Finance	LCIF	
Club Number	Club Name	Charter Date	Times in Status Quo in Past 2 Years	Current Member Count **	YTD Members Added	YTD Members Dropped	YTD Net Growth% ***	Member Count 1 Year Ago	Dropped Members Avg.Length of Service	Months Since Membership Update	Current Officers Reported ****	Current President Repeated Term	VP Reported *****	Last Date Reported Service (mm/yyyy)	Account Balance	YTD Donations
Clubs less than two years old																
182673	Las Vegas Las Americas	06/09/2025	Active	18	2	4	-10.00%	0	1	0	Y	2	N	07/2025		
180757	Las Vegas Latinos	02/27/2025	Active	19	0	3	-13.64%	0	1	2	Y	2	N	11/2025		
181474	Los Prados	03/24/2025	Active	15	0	1	-6.25%	0	1	2	Y	2	N	12/2025		
Clubs more than two years old																
2434	ANTELOPE VALLEY L C	02/18/1971	Active	25	1	2	-3.85%	29	18	5	Y	2	N	01/2026		
2745	AUSTIN	04/28/1937	Active	13	0	1	-7.14%	14	5	1	Y		IP	08/2017		
2746	BATTLE MOUNTAIN	10/27/1949	Active(1)	6	0	2	-25.00%	10	2	2	Y	2		12/2025		
150300	Beatty	06/01/2022	Active	9	0	10	-52.63%	19	3	1	Y	2		10/2023		
2435	BISHOP	02/18/1944	Active	54	9	0	20.00%	49		4	Y		N	01/2026		
48277	BOULDER CITY	03/21/1988	Active	48	0	0	0.00%	58		2	Y	3	R	09/2024		
2750	CARSON CITY HOST	10/18/1932	Active	40	1	1	0.00%	37	16	6	Y		N	01/2026		\$50.00
Exc Award (06/30/2021, 06/30/2022, 06/30/2024)																
2752	CARSON VALLEY	08/03/1953	Active	17	0	2	-10.53%	19	39	4	Y		N	09/2025		\$100.00
63398	DAYTON VALLEY	06/30/2000	Active	23	2	0	9.52%	20		5	Y	7	N	01/2026		
2753	ELKO	06/10/1938	Active	88	9	2	8.64%	84	2	0	Y		N	10/2025		\$15,000.00
2754	ELY	12/04/1925	Active	13	4	6	-13.33%	15	19	0	Y	2		01/2026		
38795	EUREKA	07/01/1980	Active	26	0	2	-7.14%	33	1	0	Y	2	R	01/2026		
2755	FALLON	05/08/1937	Active	27	4	0	17.39%	22		0	Y		N	01/2026		
2756	FERNLEY WADSWORTH L C	08/02/1971	Active	8	0	0	0.00%	10		7	Y	3		07/2024		
2758	HAWTHORNE	10/01/1945	Active	15	0	1	-6.25%	14	18	0	Y	4		05/2025		
2450	INDEPENDENCE	08/26/1952	Active	11	0	0	0.00%	11		22	Y	5	R	01/2026		
107661	LAS VEGAS ALOHA	02/23/2010	Active	30	5	0	20.00%	30		0	Y		N	12/2025		
Exc Award (06/30/2018)																
88429	LAS VEGAS BLACK MOUNTAIN	05/25/2005	Active	22	1	4	-12.00%	25	4	1	Y		IP	12/2025		\$350.00
Exc Award (06/30/2018)																
2761	LAS VEGAS BREAKFASTERS	02/01/1953	Active	29	2	2	0.00%	31	26	0	Y		N	12/2025		\$1,800.00



Club Health Assessment for District 46 through January 2026

			Status	Membership						Reports				Finance	LCIF		
Club Number	Club Name	Charter Date	Times in Status Quo in Past 2 Years	Current Member Count **	YTD Members Added	YTD Members Dropped	YTD Net Growth% ***	Member Count 1 Year Ago	Dropped Members Avg.Length of Service	Months Since Membership Update	Current Officers Reported ****	Current President Repeated Term	VP Reported *****	Last Date Reported Service (mm/yyyy)	Account Balance	YTD Donations	
87845	LAS VEGAS CHINA TOWN	04/21/2005	Active	10	0	0	0.00%	10		12	N	6		07/2023		\$500.00	
128162	Las Vegas Diabetes Wellness	06/29/2016	Active	17	0	0	0.00%	16		1	Y	2	R	08/2023			
Exc Award (06/30/2022, 06/30/2023)																	
151394	Las Vegas E-Lions	06/20/2022	Active	20	4	0	25.00%	25		0	Y			02/2025			
Exc Award (06/30/2023, 06/30/2024)																	
2760	LAS VEGAS HOST	11/21/1938	Active	47	2	4	-4.08%	52	3	0	Y		N	07/2025			
Exc Award (06/30/2021, 06/30/2022, 06/30/2023)																	
133180	Las Vegas Nevada Peacemakers	12/07/2017	Active(1)	4	0	2	-33.33%	6	7	6	N	None		04/2021			
96431	LAS VEGAS PROFESSIONALS	03/06/2006	Active	27	5	0	22.73%	36		2	Y		IP	10/2024			
61074	LAS VEGAS SUMMERLIN	08/10/1998	Active	15	3	2	7.14%	15	16	1	Y		N	01/2026			
Exc Award (06/30/2017, 06/30/2023)															\$200.00		
128106	Las Vegas Twin Lakes	06/24/2016	Active	23	1	1	0.00%	17	26	2	Y	11	N	12/2025			
131198	Las Vegas Vietnamese-American	06/08/2017	Active	4	0	0	0.00%	11		7	Y	10	N	12/2025			
2764	LAS VEGAS WEST CHARLESTON	02/27/1969	Active	29	3	2	3.57%	27	2	1	Y		N	09/2024			
2455	LONE PINE	03/12/1930	Active(1)	29	5	2	11.54%	28	1	0	N	None		10/2021			90+ Days
2766	LOVELOCK	12/13/1929	Active	18	0	2	-10.00%	20	14	0	Y	5	R	12/2018			
Exc Award (06/30/2018)																	
2464	MAMMOTH LAKES	11/13/1963	Active	32	0	0	0.00%	36		8	N	None		06/2024			
2768	NORTH LAS VEGAS HOST	12/05/1947	Active	6	6	11	-45.45%	29	9	0	N	2		07/2024			
Exc Award (06/30/2016)																	
2769	PAHRUMP VALLEY	03/10/1972	Active	24	0	3	-11.11%	28	14	2	Y	2	R	01/2026	\$1,000.00		
63482	RACHEL	07/31/2000	Active	8	0	0	0.00%	6		11	N	None		04/2025			
2774	RENO ARCH	09/03/1952	Active	18	1	0	5.88%	18		2	Y	2		08/2024			
130551	RENO CENTENNIAL READ BETWEEN THE LIONS	05/05/2017	Active(1)	5	0	0	0.00%	6		8	Y	5		12/2025			
109071	RENO CIGAR	08/12/2010	Active	31	5	2	10.71%	23	8	0	Y	2		01/2026	\$700.00		
2771	RENO HOST	12/09/1920	Active	36	0	6	-14.29%	40	25	0	Y	2	N	06/2025			
Exc Award (06/30/2018, 06/30/2020)																	
41136	RENO PLUMB LANE	04/27/1982	Active	14	0	2	-12.50%	19	1	3	Y	2	R	12/2025			



Club Health Assessment for District 46 through January 2026

						Status				Membership					Reports				Finance		LCIF
Club Number	Club Name	Charter Date				Times in Status Quo in Past 2 Years	Current Member Count **	YTD Members Added	YTD Members Dropped	YTD Net Growth% ***	Member Count 1 Year Ago	Dropped Members Avg.Length of Service	Months Since Membership Update	Current Officers Reported ****	Current President Repeated Term	VP Reported *****	Last Date Reported Service (mm/yyyy)	Account Balance	YTD Donations		
2777	SPARKS GREENBRAE	03/01/1962				Active	10	0	2	-16.67%	13	51	1	Y	2		04/2025		\$1,862.43		
100698	SPARKS SPANISH SPRINGS	12/03/2007				Active	12	0	0	0.00%	13		9	Y		N	12/2025		\$1,000.00		
Exc Award (06/30/2018)																					
42519	SPRING CREEK RUBY MOUNTAIN	04/25/1983				Active(1)	38	0	0	0.00%	37		11	Y	3	N	08/2020		\$200.00		
2744	TRUCKEE HOST	09/14/1932				Active	15	1	1	0.00%	17	14	6	Y	2	N	06/2023				
152635	Virgin Valley	11/11/2022				Active(1)	5	0	0	0.00%	7		7	N	3		10/2024				
2779	WINNEMUCCA HOST	12/18/1929				Active	23	12	12	0.00%	46	5	0	Y	3	N	01/2026		\$100.00		
2780	YERINGTON	03/12/1953				Active	26	0	0	0.00%	27		9	Y		N	01/2025		\$175.00		
Current Total Clubs Count	YTD New Clubs Count	YTD Cancelled Clubs Count	YTD Net Club Gain	Current Total Members Count	YTD Add	YTD Drop	YTD Net Growth	YTD Net Growth %	Member Count 12 Months Ago	Average Member Count Per Club	% of Clubs with less than 20 members	% No Officer Report in 12 Months	% of Clubs with balance 90+ days	Number of Clubs in Status Quo	% Status Quo Clubs in Financial Suspension	Number of Cancelled Clubs	Average Cancelled Club Age	Members Lost Due to Cancellation	% of Clubs Cancelled for Non-Financial Reasons		
50	0	0	0	1,102	88	97	-9	-0.81%	1,158	22	52%	4%	2%	0	0%	0	0	0	0%		

* - P - Priority Club. Cancellation Reasons: 1-Objectives/conduct, 2-Non-active club, 5-Non-existing club, 6-Disbanding, 7-Merger, 8-Financial Suspension, 9-District/Multiple District Dues.

** Red denotes below 15 active members.

*** Red denotes 20% + loss.

**** Y - all 3 (President, Secretary, Treasurer) club officers reported, N - not all 3 reported.

***** Abbreviation: N-New, IP-Immediate Past, R-Repeat.